



Budget 2022 - LPT Public Consultation Process
For consideration at the special meeting of Dublin City Council scheduled for
Monday 19th July

1. Executive Summary

The LPT Public Consultation Process can be summarised as follows:

<ul style="list-style-type: none">• The total number of completed surveys was 472• The largest single group of respondents were Dublin City Council home owners (415 or 87.9%)• 83.3% (or 393 respondents) indicated that they were aware that Councillors had the power to vary the Basic Rate of the LPT• 75.4% (or 356 respondents) wished for the LPT to be maintained at its current rate of -15%	<ul style="list-style-type: none">• 24.6% (or 116 respondents) wished for the LPT to be varied from its current rate of -15%• Of those who wished for a variation; 36.5% want a lesser reduction than -15%.• Of those who wished for a variation; 63.5% wanted to increase the rate above the Basic Rate
---	--

2. Background

The Local Property Tax (Local Adjustment Factor) Regulations 2014 requires that Dublin City Council consult with the public in its administrative area in relation to its consideration of the setting of a Local Adjustment Factor. Dublin City Council is further required to have regard in its consideration of a report summarising the written submissions received from the public consultation process.

3. Public Notice

Dublin City Council placed an advertisement, on Friday 25th June in the Irish Independent, and in the Dublin City Gazette on Thursday 1st July giving notice of the consideration of setting a Local Adjustment Factor and seeking completion of an online survey on this issue. The notice was in compliance with the prescribed format as indicated in the regulations. The consultation period extended from Friday 25th June to Friday 9th July.

The public were further notified of the consultation via:

- www.dublincity.ie
- Social Media (Facebook & Twitter)
- Email notification to our Elected Members and staff

4. Management of Consultation Process

Dublin City Council utilises a cloud-based software for managing, publicising and archiving its consultation activity for the LPT Public Consultation Process. The software (Citizen Space) hosted a web application which has been designed with a view to allowing organisations to run their consultation processes more efficiently and effectively. The consultation process was managed using:

- A password-protected administration area allowing staff of the City Council to add, edit and report on consultations;
- A front-end website allowing the public to search for, share and participate in consultations that are being run by Dublin City Council;
- An online survey system for securely collecting consultation responses from users.

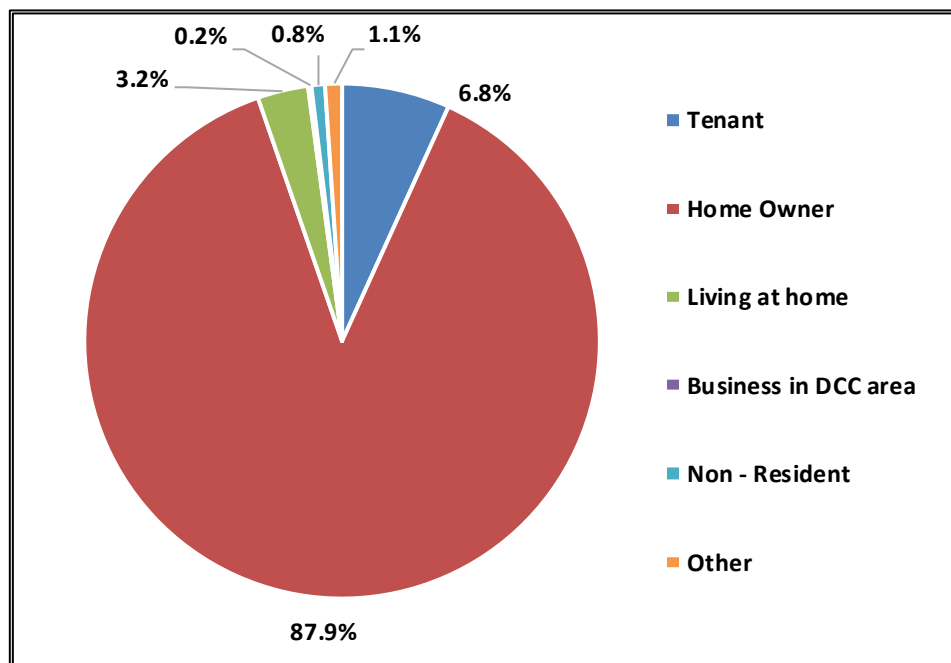
The use of this tool supported the protection by Dublin City Council of the integrity of responses.

5. Response to Consultation Phase

472 surveys were completed during the consultation process. Of this number 394 (83.5% of respondents) were Dublin City residents, with the balance of 78 (16.5%) not being resident in the City.

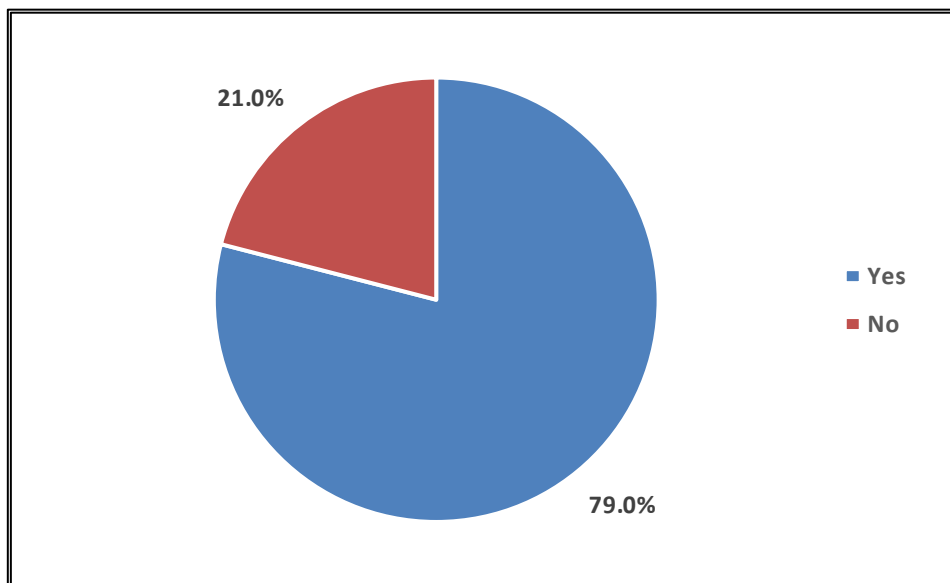
6. Analysis of Survey results

6.1 Analysis of Respondents



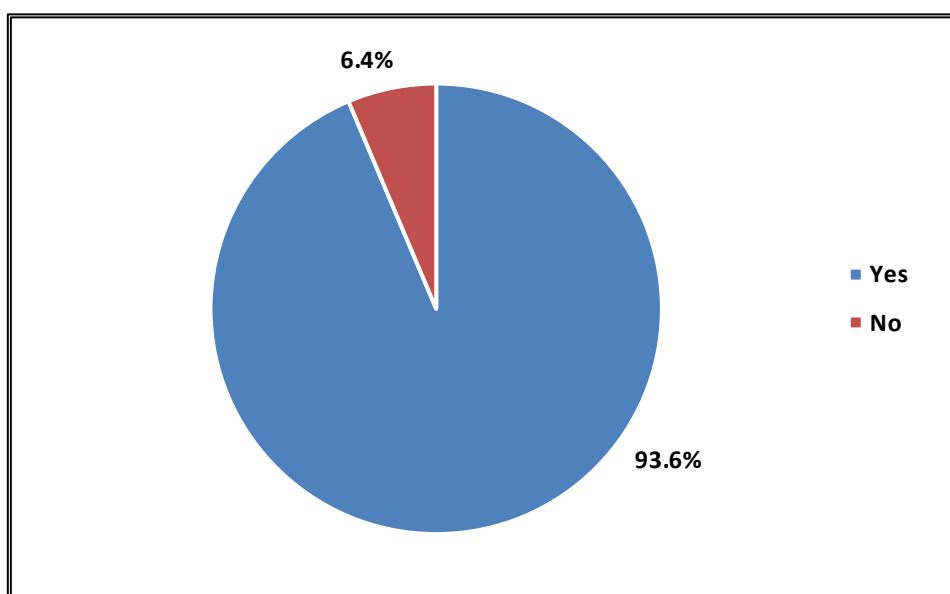
The largest single group of respondents were Home Owners who comprised 415 (or 87.9%) of the total, followed by Tenants who comprised 32 (or 6.8%).

6.2 Are you required to pay the Local Property Tax?



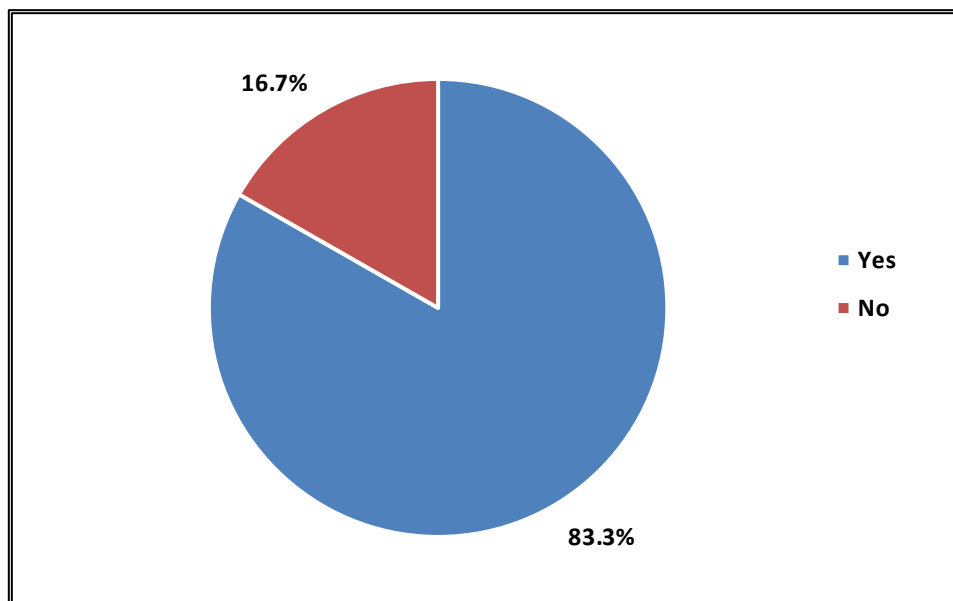
A total of 373 (79%) respondents replied that they are required to pay the Local Property Tax

6.3 Are you aware that the Local Property Tax payments are used to fund some of the essential services that Dublin City Council provides to its citizens?



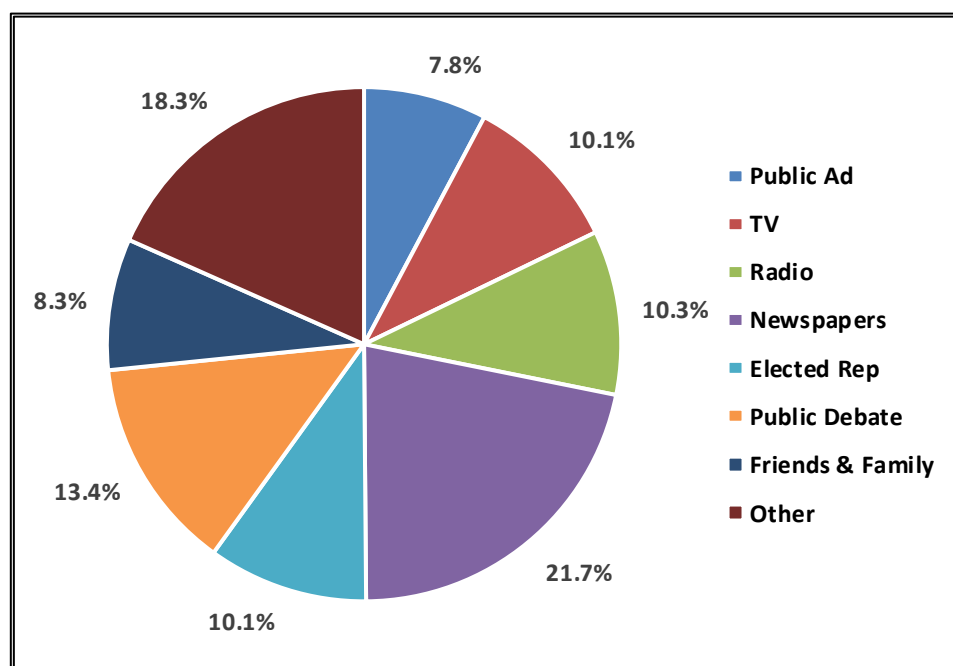
A total of 442 (93.6%) respondents are aware that the LPT is used to fund essential services.

6.4 Are you aware that City Councillors can increase or decrease the Basic Rate of the LPT by up to 15%?



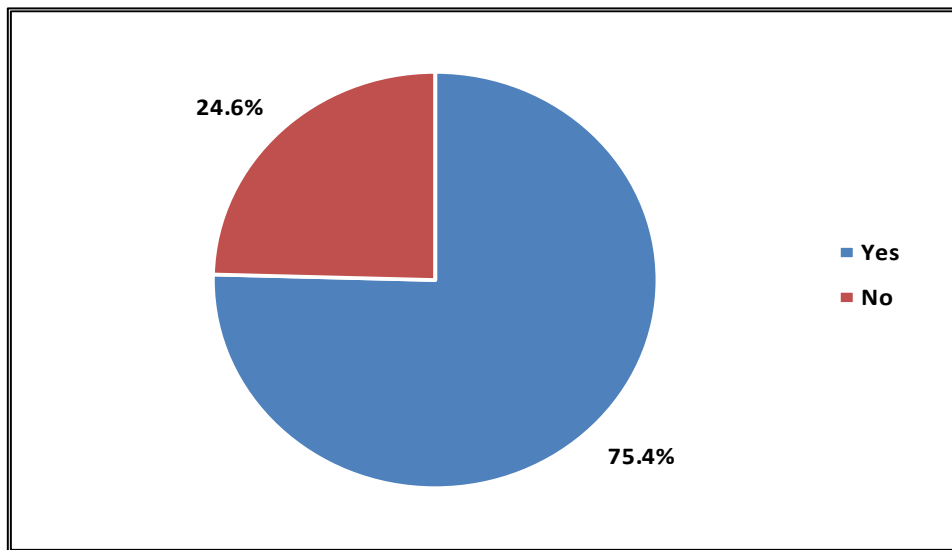
A total of 393 (83.3%) respondents are aware that our Councillors can vary the Basic Rate of the LPT.

6.5 How did you hear about this consultation?



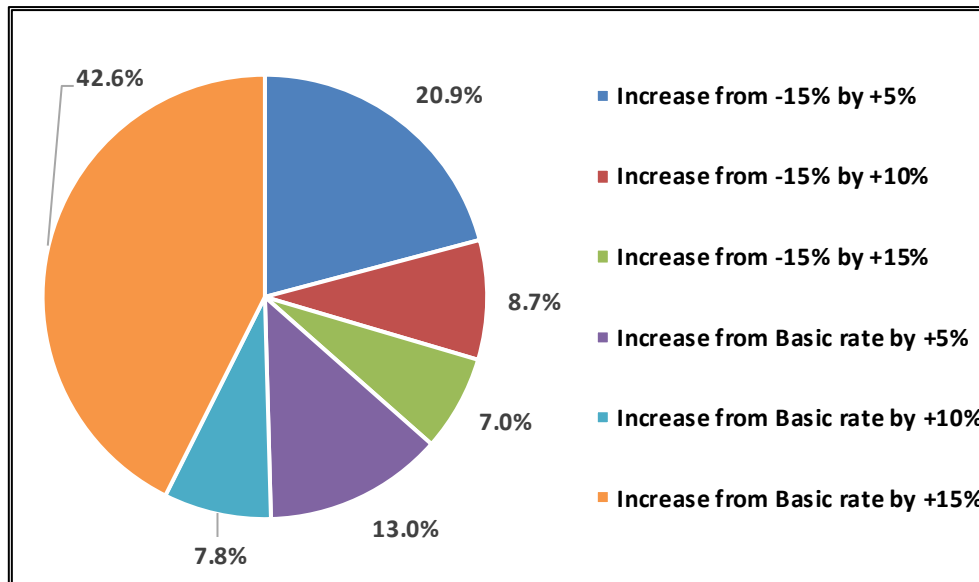
A total of 387 respondents answered this question. Of those that answered, 84 (21.7%) heard of the survey by newspaper advertisement, followed by 52 (13.4%) who heard of the survey by public debate. A total of 85 selected 'other'; this covered areas such as the workplace, social media/internet & research/education.

6.6 Would you like the Elected Members to retain the current reduction of -15% on the base rate for the year 2020?



A total of 356 (75.4%) respondents indicated that they would like the current reduction to remain in place. A total of 116 (24.6%) respondents indicated they would like to vary the current reduction.

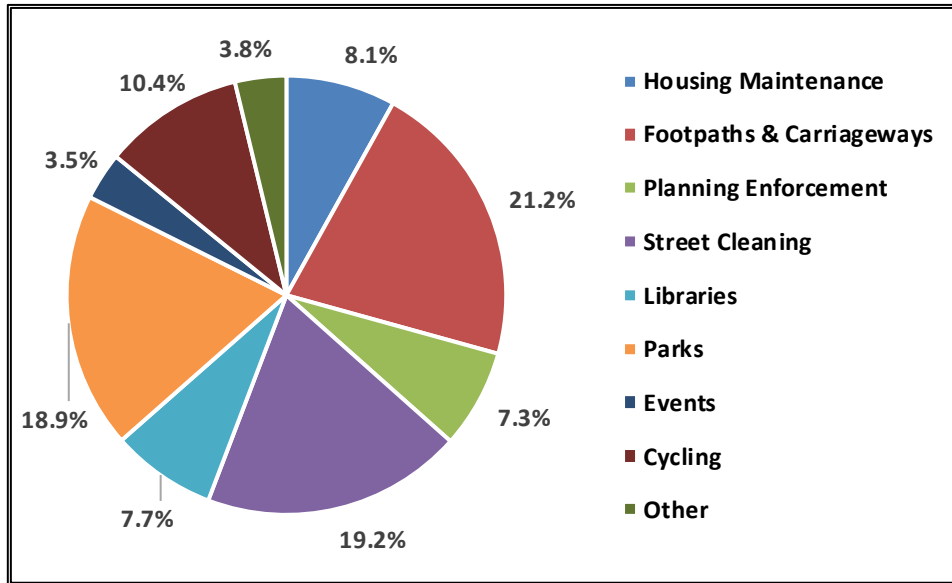
6.7 You have indicated in the previous question that you would like to increase the rate. Please indicate your preferred increase



A total of 116 people responded to this question. Of those respondents 36.5% expressed a preference to vary the rate by having a lesser reduction than -15%. The balance of respondents, 63.5%, indicated they would like to increase the rate above the Basic Rate.

The most popular option was to increase the basic rate by +15%, a total of 49 respondents expressed a preference for this option.

6.8 If the Elected Members voted to vary the rate by a lesser amount, so that the current reduction and additional income became due to the City Council, what area would like to spend it on?



For this question respondents could select multiple options. The top 3 preferences were Footpaths & Carriageways (21.2%), Street Cleaning (19.2%) and Parks (18.9%). In the category of 'Other' areas such as climate action, anti-social enforcement, public realm and fire brigade were referenced.

7.0 Summary

In summary:

- The total number of completed surveys was 472
- The largest single group of respondents were Dublin City Home Owners (415 or 87.9%)
- 79% (or 373 respondents) said that they are required to pay the LPT
- 93.6% (or 442 respondents) are aware that the LPT is used to fund essential services
- 83.3% (or 393 respondents) are aware that the Elected Members can vary the rate of the LPT
- 75.4% (or 356 respondents) wished for the LPT to remain at its current rate of -15%
- 24.6% (or 116 respondents) wished for the LPT to be varied from its current rate of -15%
- Of those who wished to vary the rate, 36.5% wish to have a lesser reduction than -15%
- Of those who wished to vary the rate, 63.5% wanted an increase above the Basic Rate
- Of those who indicated a preference to vary the rate from its current -15%, the most popular option was to increase above the Basic Rate by +15%
- If additional money is accrued for any variation to the LPT the most popular options to spend this money on were 1) Footpaths & Carriageway, 2) Street Cleaning and 3) Parks

Kathy Quinn
Head of Finance

15th July 2021

