



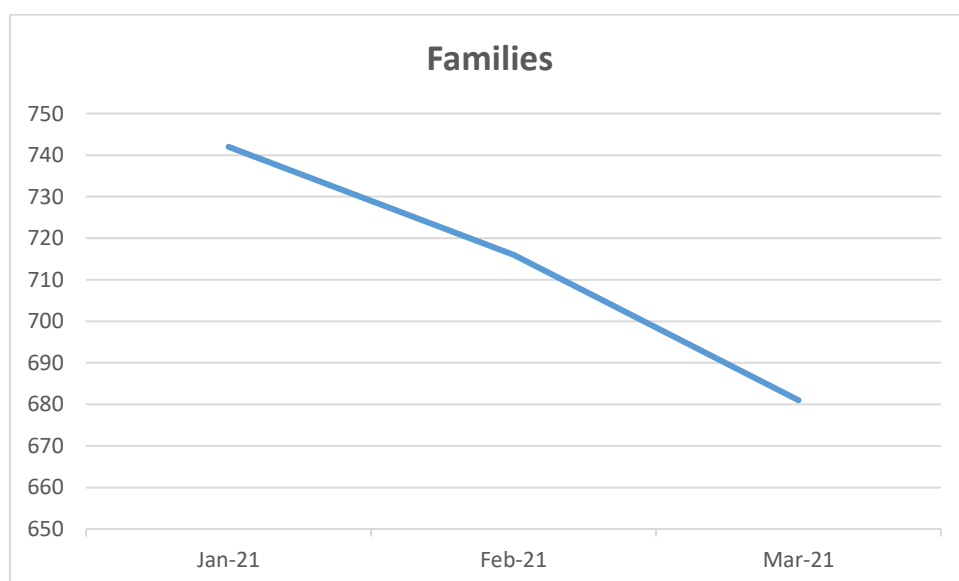
This SPC report focuses on the situation in the Dublin Region for the 1st quarter of 2021 January to March 2021 inclusive.

*Number of individuals in Emergency Accommodation in the **Dublin Region** – January - March 2021, as published nationally:*

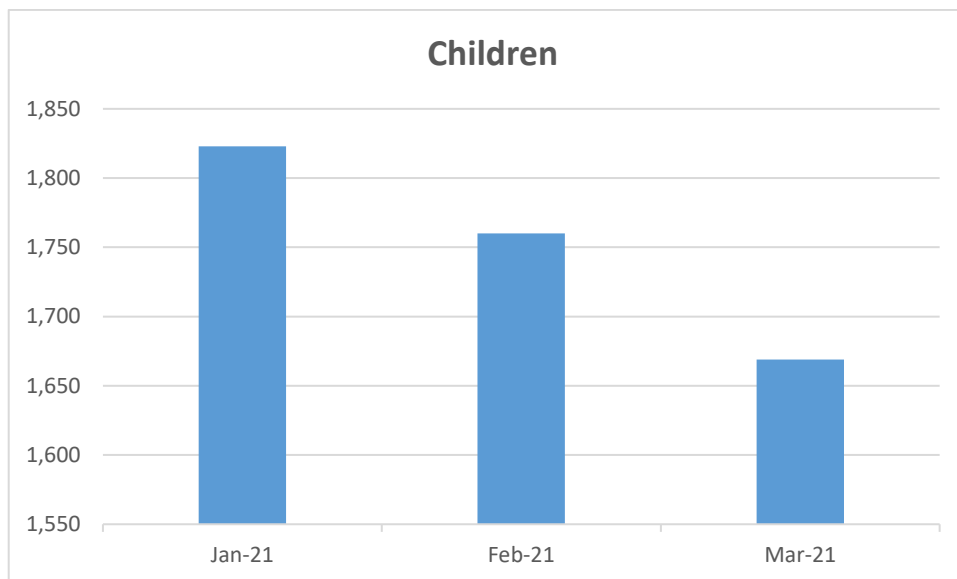
Month	Families	Adults in Families	Children	Singles	Total Adults	Total Individuals
Mar 2021	681	1,020	1,669	3,073	4,093	5,762
Feb 2021	716	1,083	1,760	3,046	4,129	5,889
Jan 2021	742	1,121	1,823	3,054	4,175	5,998

1. Family Homelessness

In Dublin at the end of March 2021, there were **681** families in emergency accommodation. This is the lowest monthly figure since **December 2015**. The figure for March represents a further decrease of **35** on the February 2021 and a decrease of 74 from the end of 2020 (December 2020 **755** families).



The number of children residing in emergency accommodation at the end of March was **1,669**. This represents a decrease of **91** on the February 2021 figure and again a decrease of **195** on the end of 2020 when the figure was **1,864**.



1.1. Reducing the Use of Commercial Hotels:

We continue our efforts to reduce the use of commercial hotels. By the end of March, there were **121** families residing in commercial hotels. This is the lowest number of families in hotels since September 2014. (**156 February, 175 January**)

1.2. New Family Presentations

In Q1 2021 **135** families entered EA (**54** in January, **47** in February & **34** in March). This figure is lower than Q4 2020 when **180** presented.

1.3. Prevention - Family Homelessness

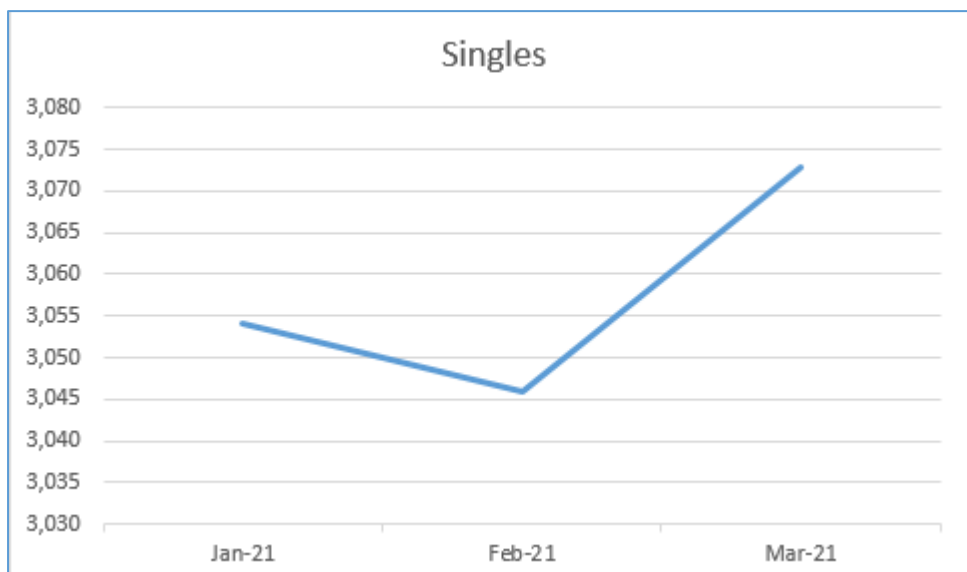
228 families were prevented from entering emergency accommodation in Q1 2021.

1.4. Families – Exit to Tenancies

236 families exited emergency accommodation into new tenancies.

2. Single Adult Homelessness

There were **3,073** single adults in emergency accommodation at the end of March. This is a slight increase on February (**27**) and the figure is up **46** overall for Q1 2021.



2.1. New Single Adult Presentations

In Q1, 2021 **423** single adults entered EA (**149** in January, **126** in February & **148** in March). This figure is lower than Q4 2020 when **180** presented.

2.2. Prevention – Single Adult Homelessness

In Q1, 2021, **177** single adults were prevented from entering emergency accommodation.

2.3. Single Adult Homeless – Exit to Tenancies

295 single adults exited to tenancies, mostly to HAP tenancies.

3. Housing Assistance Payment Scheme (HAP):

The Homeless HAP Scheme has continued to operate successfully, with our Housing Support Officers and Place-Finders assisting households to move out of emergency accommodation. **771** Homeless new HAP tenancies were sourced in Q1, 2021

Breakdown of family type and previous accommodation of those accessing HHAP Q1 2021:

64	Families leaving hotels - Private Emergency Accommodation
104	Families leaving Supported emergency accommodation
210	Families who did not use emergency accommodation (Prevention)
99	Singles/Couples leaving Private Emergency Accommodation
138	Singles/Couples leaving supported emergency accommodation
158	Singles/Couples who did not use emergency accommodation (Prevention)

4. Deaths in Service

Q1 2021	Number of Deaths Notified
Long Term Accommodation (LTA)*	11
Emergency Accommodation (EA)	16
On the Streets/ Known to Outreach	2
Sub-Total	29
Other Deaths (RS) Not Known to Homeless Services	1
Overall Total	30

*For those not familiar with LTA, this is supported long-term accommodation for people who were formerly homeless and are vulnerable to age and health factors.

5. Lord Mayor's Sub-Committee on Homelessness

The sub-committee has met twice and covered a range of issues to date with a schedule for June and July meetings. The DRHE is compiling an update for the Lord Mayor on progress on the recommendations from the Task Force.

Mary Hayes

Director,

Dublin Region Homeless Executive (DRHE)

MAY 2021