



<http://www.dublincity.ie/main-menu-services-recreation-culture-dublin-city-parks/whats-new>



1

Introduction

4

Resources and Services

2

Parks and Landscapes in  
Perspective

5

City Landscape Vision

3

Public Engagement

6

Implementation



Purpose

Users

Objectives

Vision

*Growing towards a greener  
and more liveable Dublin City*





Evolution

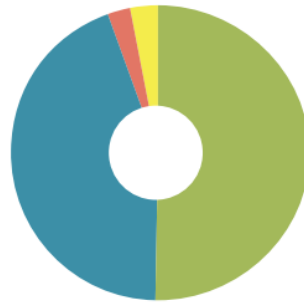
Policy context

Value

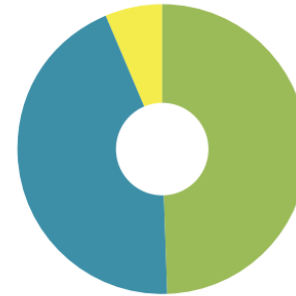
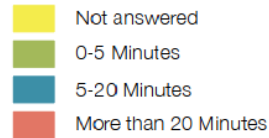
International trends

City comparison

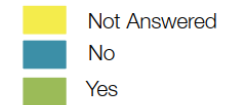
## Questionnaire



How long does it take to get there?



Would you consider volunteering in parks?



## Volunteering



## Digital communication







## Parks –Typology

### Flagship

(War Memorial Gardens OPW)

### Community Grade 1

(e.g. Kylemore Park & Markievicz Park )

### Community Grade 2

(e.g. Clonmacnoise Circle)

### Greenways

### Other

War Memorial Gardens





## Parks -Quantity



17% of city

36m<sup>2</sup>/person

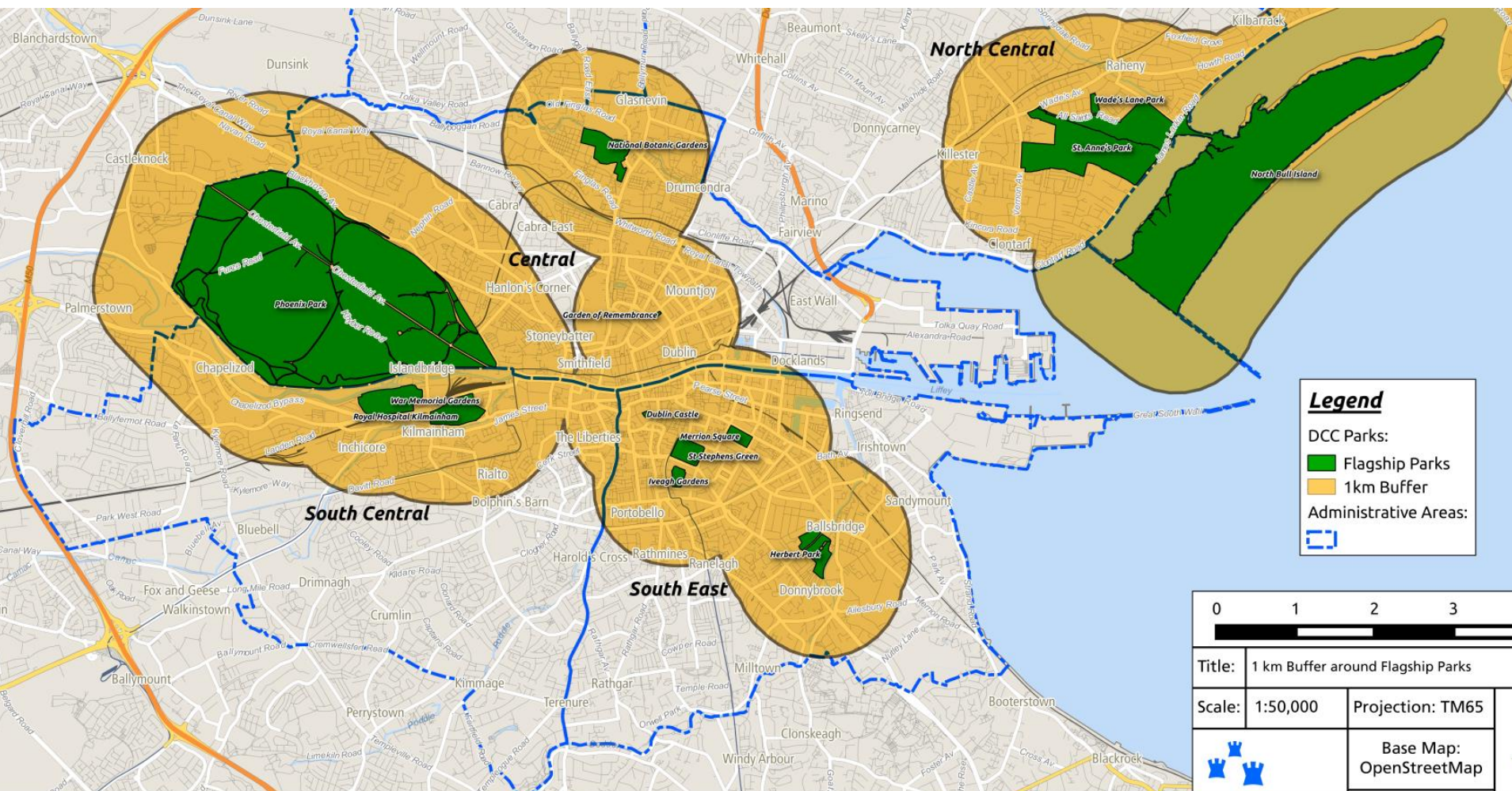
## Parks –Quantity South Central Area

A	B	C	D	E	F	G
Park Typology Area (ha)	Total Area	Central	North Central	North West	South Central	South East
Flagship	1305.79	1.73	505.77	726.62	40.43	31.24
CG1	278.31	7.56	75.33	81.12	48.44	65.86
CG2	438.13	4.12	130.21	131.73	126.64	45.43
Total Park Area	2022.23	13.41	711.31	939.47	215.51	142.53
Total Land Area	11764	960	3294	3196	2003	2311
Park Typology % Area	Total DCC	Central	North Central	North West	South Central	South East
Flagship	11.10	0.18	15.35	22.74	2.02	1.35
CG1	2.37	0.79	2.29	2.54	2.42	2.85
CG2	3.72	0.43	3.95	4.12	6.32	1.97
Total	17.19	1.40	21.59	29.40	10.76	6.17
Population (Census 2016)	Total DCC	Central	North Central	North West	South Central	South East
Population	554554	72982	131445	119886	109065	121176
Flagship (m²/pers.)	23.55	0.24	38.48	60.61	3.71	2.58
CG1 (m²/pers.)	5.02	1.04	5.73	6.77	4.44	5.44
CG2 (m²/pers.)	7.90	0.56	9.91	10.99	11.61	3.75
Total (m²/pers.)	36.47	1.84	54.11	78.36	19.76	11.76

10.7%

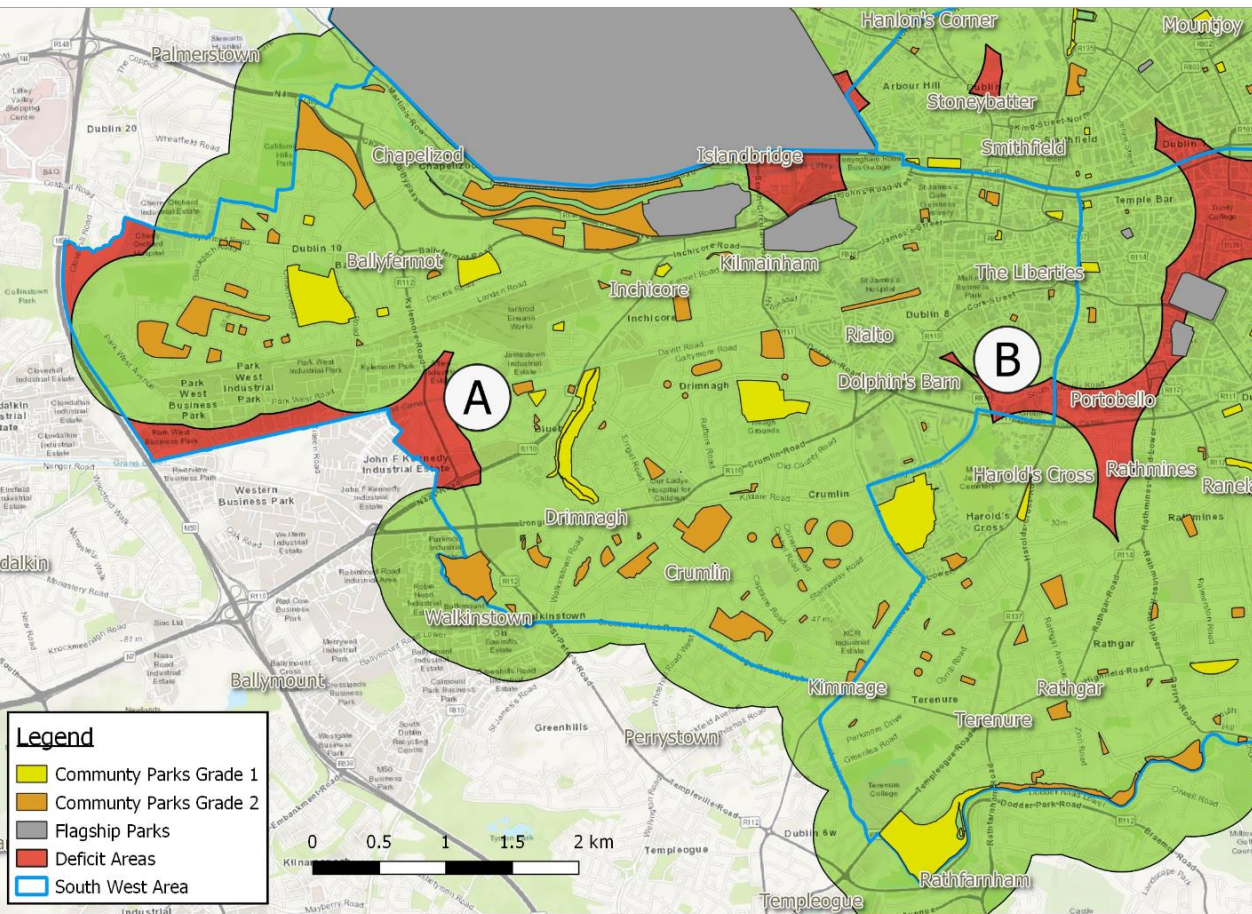
19.76m<sub>2</sub>/person

## Parks –Access to flagship parks



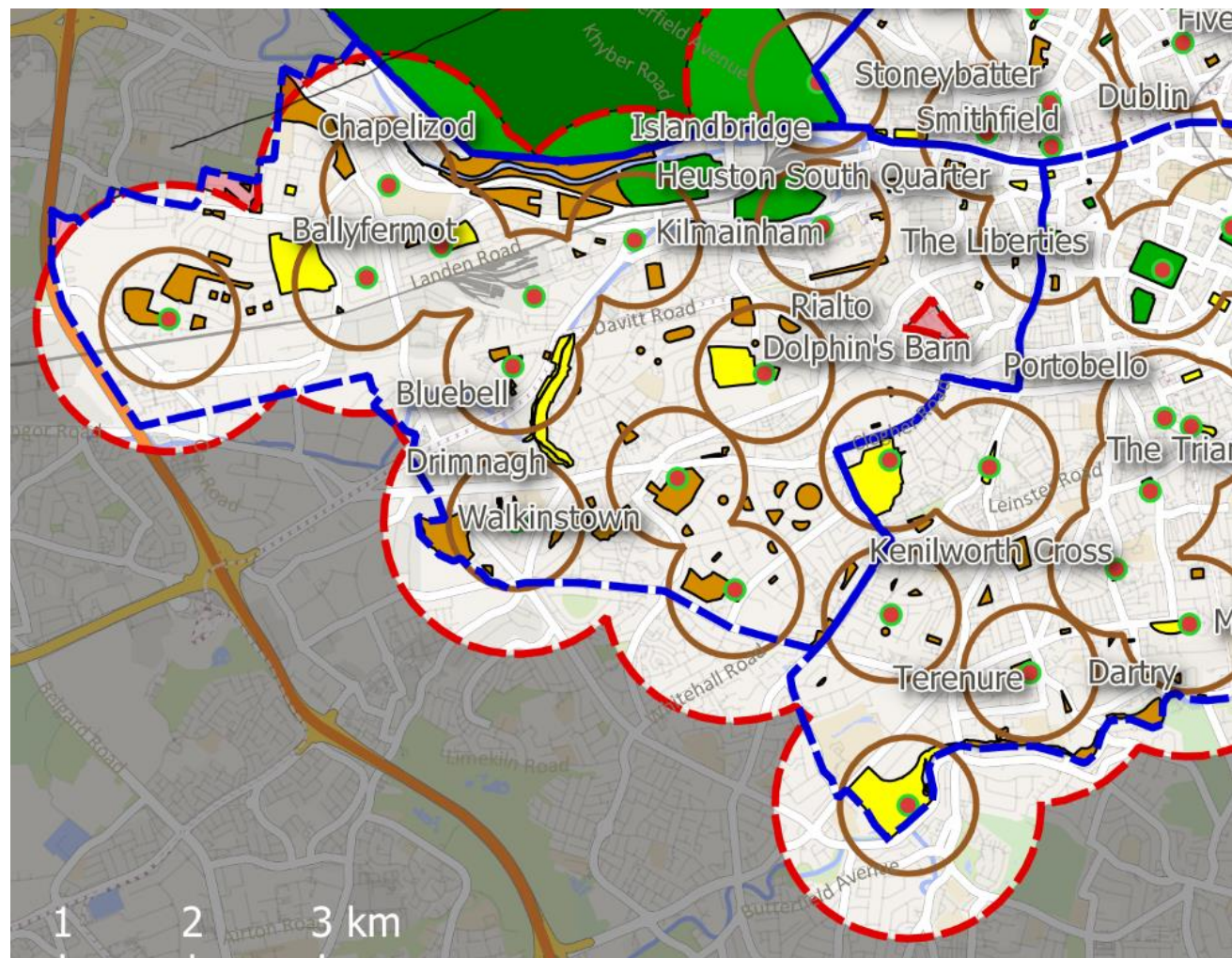


## Parks –Access to community grade parks





## Play- Access





**Coast**

**Arrivals & Departures**

**Inner & Outer City Landscape**

**Waterways**



Summary of policy

Short, medium and long-term actions





## Parks –South Central Area Actions

- To prepare management plans for designated Community Grade 1 Parks
- Green Flag designations to Markievicz Park
- To undertake a study into access and the provision of new parks between the canals.
- Upgrading Grade 2 parks to Grade 1 – Ballyfermot Civic Centre & Cherry Orchard Park
- St Teresa's gardens- provision of new parks and playing field –under planning
- LeFanu Park- construction of new skatepark underway
- Bridgefoot Street Park- commencing
- Bicycle parking provision at all inner-city parks
- Inner-City greening plans-Liberties Greening Strategy
- Civic Decoration Plan for city centre