

To the Lord Mayor and  
Members of Dublin City Council

Report No. 181/2019  
Report of the Chief Executive



Comhairle Cathrach  
Bhaile Átha Cliath  
Dublin City Council

---

## **Annual Report and Accounts 2018**

---

In accordance with Section 221 of the Local Government Act 2001, attached is a draft of the Annual Report and Accounts 2018

**Owen P. Keegan**  
**Chief Executive, Dublin City Council**  
**20<sup>th</sup> May 2019**

## **Dublin City Council Draft Annual Report and Accounts 2018**

### **Contents:**

Lord Mayor's Welcome	included in Final Report
Chief Executive's Welcome	included in Final Report
Members of Dublin City Council 2018	included in Final Report
Senior Management Team	included in Final Report

### **Introduction**

### **Departments:**

- Chief Executive's Office
- Housing and Community Services
- Environment and Transportation
- Planning and Property Development
- Culture, Recreation and Economic Services
- Information Systems
- Human Resources and Corporate Services

### **Glossary of Terms**

### **Financials:**

- Introduction to Annual Financial Statements
- Statement of Accounting Policies
- 2018 Annual Financial Statements

### **Appendices:**

1. Members of Strategic Policy Committees
2. Activities of the Strategic Policy Committees
3. Dublin City Council Performance Indicators
4. Dublin City Council Customer Service Action Plan 2018-2020 - Progress Report 2018
5. Dublin City Council Development Contributions Scheme
6. Conferences and Seminars
7. Dublin City Council Recruitment Competitions
8. Members of Dublin City Council's Joint Policing Committees
9. Corporate Plan 2015-2019 - Progress Report 2018.

## INTRODUCTION

Dublin City Council (DCC) is the largest local authority in Ireland, covering an area of 11,761 hectares with a resident population of 553,165 (Census 2016).

It is one of 4 local authorities in the Dublin Region which has a wider population of 1.345 million which equates to 28% of the national population and is the administrative and political capital of Ireland housing the national government and President of the state.

The work of the Council is overseen by a governance structure which comprises the Lord Mayor of Dublin, the 63 Elected Members and the 7 Chairs of the Strategic Policy Committees (SPC's).

### **Our Vision and Strategic Themes**

During 2018, Dublin City Council continued to deliver high quality services to the people of Dublin city and has worked hard to strengthen and develop the unique characteristics of Dublin city and enhance its standing as the best place in which to be, to live, to work, to do business and to enjoy.

The corporate themes set out in this report reflect the themes set out in the 2015 -2019 Corporate Plan and they indicate the broad range of activity that is undertaken by the City Council.

**The 3 themes are:**

- **The place TO LIVE**
- **The place TO BE**
- **The place FOR BUSINESS**

Activities are carried out in the physical infrastructure works area such as the provision and maintenance of housing and roads infrastructure and also in the areas of arts, sports, recreation, events, leisure, tourism and social services including libraries, sports facilities, parks, community development and housing welfare services. The City Council also provides fire, emergency response and safety services for the Dublin Region through Dublin Fire Brigade and has a key role in enforcement and compliance, planning, building control and environmental matters.

## **CHIEF EXECUTIVE'S OFFICE**

### **Civic Receptions**

- On Wednesday 14th February 2018, a Civic Reception was held at the Mansion House to mark the State Visit of the President of the Italian Republic, HE Mr. Sergio Mattarella. The costs incurred by the City Council in relation to the Civic Reception were €1,588.51.
- On Monday 6th August, 2018, a Civic Reception / Homecoming was held at City Hall & Dame Street for the Irish Women's Hockey Team following their silver medals at the Hockey World Cup. The costs incurred by the City Council in relation to the Civic Reception were €53,584.31.
- On Monday 3rd September 2018, a Civic Reception was held in the Round Room at the Mansion House to mark the victory of the Dublin Senior Men's Team in the All-Ireland Football Final. The costs incurred by the City Council in relation to the Civic Reception were €24,211.60.
- On Tuesday 18th September, 2018, a Civic Reception was held in City Hall to mark the victory of the Dublin Ladies Senior Team in the All-Ireland Final Football Final. The costs incurred by the City Council in relation to the Civic Reception were €8,063.72.
- On Monday 26th November 2018, a Civic Reception / Homecoming was held at The Gloucester Diamond, just off Gardiner Street for World Boxing Champion Kellie Harrington. The costs incurred by the City Council in relation to this Civic Reception was €49,996.25.

### **Lord Mayor's Awards**

The 2018 Lord Mayor's Awards were presented to:

- Liz Gillis in recognition of her outstanding contribution to the city as a historian of Dublin and a pioneering chronicler of women in the Irish revolution.
- Mark Fitzpatrick and Wendy Griffin in recognition of their tireless work to win full recognition, support and health services for all children.
- Conradh na Gaeilge in recognition of their 125 years working for the Irish language.
- Damien Dempsey in recognition of his contribution to Dublin and Ireland through song and music.
- The Bohemian Foundation in recognition of their outstanding work in harnessing sporting good will and commitments for the good of the community and the City.
- Philly McMahon in recognition of his sporting achievements and work to use sport and business to provide programmes for youth to give them belief that they have the right to be the best they can be.

The presentations were made on Friday 22<sup>nd</sup> June 2018 at a Gala Dinner hosted by the Ardmhéara Mícheál Mac Donncha in the Round Room at the Mansion House. The cost incurred in relation to these awards was €57,016.87.

#### **Payments to Members of Dublin City Council**

Annual Councillors' Expenses	€ 540,722
Allowance paid to Chairpersons of Strategic Policy Committees	€ 36,000
Lord Mayor's Allowance	€ 50,246
Deputy Lord Mayor Allowance	€ 5,008
Members' Representational Payments	€ 1,064,133
Training, Conference, Travelling & Subsistence	€ 23,967

#### **City Council Meetings**

Monthly Meetings	11
Budget Meetings	1
Special Meetings	6
Annual Meeting	1
Protocol Committee	8

#### **Corporate Policy Group (CPG)**

The Corporate Policy Group comprises the Lord Mayor, the 7 Chairpersons of the Strategic Policy Committees and the Chair of the Local Community Development Committee. The CPG is supported by the Chief Executive. The role of the CPG includes advising and assisting the Elected Council in the formulation, development, monitoring and reviewing of policy for Dublin City Council. However, full decision-making authority remains with the Elected Council. The CPG may also make proposals for the allocation of business between Strategic Policy Committees and for the general co-ordination of such business.

There were 11 meetings of the CPG in 2018. Among the items considered by the CPG at their meetings were:

- Update by Chairs of SPCs on the Business of their SPCs
- Local Economic & Community Plan Update

**Membership & Attendance of CPG January 2018 – December 2018:**

Member	Meetings Eligible to Attend	Meetings Attended	% Meetings Attended	Comment
Andrew Montague	11	8	73%	
Nial Ring	6	3	50%	Elected Lord Mayor in June 2018
Ciarán Cuffe	11	4	36%	
Micheál MacDonncha	6	6	100%	Term as Lord Mayor ended in June 2018
Naoise Ó Muirí	11	8	73%	
Paul McAuliffe	11	6	54%	
Deirdre Heney	11	7	64%	
Ruairí McGinley	11	7	64%	
Daithí Doolan	11	9	82%	
Vincent Jackson	11	7	64%	

**Bye-Laws**

The following Bye-Laws were made by Dublin City Council in 2018:

- Dublin City Council Casual Trading (Fees) Bye-Laws 2018
- Dublin City Council Special Speed Limit Bye-Laws 2018
- Dublin City Council Control of On-Street Delivery Hub Bye-Laws 2018

**Media Relations**

In 2018, the Media Relations Office continued to manage all media queries on behalf of Dublin City Council from print, broadcast and online media channels. Over 1,800 queries were dealt with, many of which were complex and drew on different areas of expertise. As always this involved working closely with Senior Management in all Departments to ensure that responses were well-informed, & approved in a timely manner.

During 2018 over 260 newspaper adverts were placed, covering statutory notices, information campaigns and event promotion. This number is slightly down on 2017's figure as a cost saving practice of merging ads where possible was introduced.

In 2018, the Office managed three successful public awareness campaigns: 'Don't be Dick', 'Welcome to D30' and 'Bin the Butt'. The 'Don't be Dick' campaign, organised in conjunction with South Dublin County Council and Fingal County Council promoted a reduction in the use of single-use plastics. The 'Welcome to D30' campaign with the support of the Road Safety Authority (RSA) raised awareness among drivers about the 30km/hr speed limits in place across the city and also highlighted the quality of life benefits for communities living in a 30km Slowzone area of the city.

The 'Bin the Butt' campaign raised awareness among smokers that cigarette butts are litter and highlighted the serious issue this type of litter causes in Dublin city. These campaigns were delivered by the Office working with our advertising partners, media buying and creative agencies.

During the year the Media Relations Office continued to deliver PR and media relations activity for Dublin City Council led projects, initiatives and events by using both media and social media channels along with available outdoor advertising assets.

The Office also continued to work with a number of external agencies, organisations and event partners to promote both national and international cultural, sporting, recreational events and festivals that took place in Dublin city throughout the year.

### **Communications**

The Dublin City Council website [www.dublincity.ie](http://www.dublincity.ie) acts as a portal for members of the public to find information about the many services Dublin City Council provides. The website also allows members of the public to carry out the following:

- Report issues such as potholes, illegal dumping and other issues in the public domain
- Pay for certain services
- Download application forms

Below you will find the Google Analytics report for the website for 2018:

<b>Number of Sessions</b>	3,955,938
<b>Number of Page Views</b>	16,149,592
<b>% New Visits</b>	78.8%
<b>% Return Visits</b>	21.2%
<b>Average Time on Site</b>	00:01:57

### **Most Popular Pages**

- Homepage
- Housing Online
- Planning Search
- Current Vacancies
- Libraries
- Motor Tax
- Temporary Road Closures
- Contact Us

### **Tweet Day 2018**

This Twitter initiative by Dublin City Council took place on 10<sup>th</sup> April 2018. This is a national event with local authorities all around the country taking part. The purpose is to engage with the public, to allow staff to share the work they do on a daily basis and to highlight the variety of services provided by local authorities. The

Twitter hashtags used were #OurCouncilDay and #ÁrLáSaChomhairle. On the day there were 7,219 tweets from 2,179 contributors with 4.5 million accounts reached.

### **Smart City Progress Report 2018**

Dublin City Council's adoption of Smart technologies continued to expand over 2018 particularly in the areas of traffic management, sustainable mobility, energy, waste services and environmental monitoring. A dedicated Smart City unit within Dublin City Council work alongside city departments and also the wider Smart Dublin regional team to ensure that Dublin City Council takes advantage of emerging technology trends in a way that creates better outcomes for residents as well as new economic opportunities.

Smart Docklands - Dublin City Council's flagship fast track Smart District programme officially launched in February 2018 as part of a global gathering of city technology leads from over 20 cities which was convened by the Harvard TECH innovators forum. The Smart Docklands project, a partnership with the CONNECT centre for future networks based in Trinity College Dublin (TCD), was shortlisted for Innovative project of the year at the global Smart City Expo in Barcelona in November 2018. The Smart Docklands district was created to provide a platform for start-ups, big tech, the city, and academia to come together. This initiative is supported by corporate partners such as Google, Deloitte, IBM, Accenture, Dense Air Ireland, Microsoft, Vodafone, Autodesk, Mastercard, Intel, IBM and Softbank.

In November 2018, as part of a 'Future of Mobility' festival, the Smart City unit ran Ireland's first demonstration of a driverless shuttle along a 2km stretch on Dublin's North Quays. This generated significant interest and debate on international, national and local media.

In February 2018 Smart City unit announced a flagship partnership with Dense Air Ireland at Mobile World Congress in Barcelona to build out Ireland's first next generation 5G pervasive connectivity zone across the 'Smart Docklands' District. This is a partnership with CONNECT centre for future networks and will explore the future potential of 5G as well as the challenges in deploying these networks.

In July 2018 Smart City unit announced a unique partnership with Softbank, Japan to pilot and test innovative smart city technologies in Dublin. Dublin is the first location outside of Japan that Softbank have selected for this collaboration.

Dublin City Council was also a founding member city for MasterCard's global 'City Possible' programme which launched in November 2018. This partnership will pilot and experiment on how cities can better deploy technology and data to enhance economic competitiveness and will feed into the Dublin Economic Monitor initiative.

Smart City unit is continuing to support entrepreneurs through the Smart Dublin and Enterprise Ireland Small Business Innovation Research programme (SBIR). To date 42 companies received funding support totalling over 1.5 million euro, as well as mentoring and access to city testbed facilities. The first challenges addressed cycling, illegal dumping, wayfinding and flooding risk. Five new challenges were launched in 2018 with DCC leading on topics including Last Mile Logistics (Dublin City Council partnered with Belfast City Council) and Smart Mobility Hubs. Participating companies have benefitted from access to expert advice and support allowing the prototyping of their solutions across Dublin in a way that will help them scale internationally.

The Smart City programme was featured extensively on international, national and local media including a documentary feature on national Swiss TV on the 'future of cities', as well as being covered on RTE's 6 One News, Virgin News and Radio stations such as Q102 and Morning Ireland.

In December, Dublin City Council hosted an international urban innovation workshop with Cities Today magazine where over 20 cities and their technology leads were represented and focusing on the delivery of Smart Districts.

The Smart City team was also active in the delivery of international keynote presentations and panels at leading events such as Barcelona Smart City Expo, Digital DNA in Belfast and Connected Cities in Liverpool.

### **Protected Disclosures**

Dublin City Council received no protected disclosures in 2018.



## **HOUSING AND COMMUNITY SERVICES**

There have been many significant milestones in 2018 for Housing & Community Services as the Department endeavours to achieve its objectives to provide good quality social housing for Dublin city.

The completion of 100 apartments and houses in the first phase of the regenerated Dolphin House Complex was a welcome addition to the city and provided modern, energy efficient homes for its new tenants. Work on phase two of this project is well underway.

2018 also saw progress with the awarding of contracts for two major developments, St. Teresa's Gardens and Dominick Street which will see the future delivery of 126 homes in total. Work is due to commence in early 2019 with a projected completion date in 2021. The rapid Build programme is also on target providing a meaningful contribution towards resolving Dublin's housing crisis.

The Housing Department is conscious that progress during 2018 is due to successful relationships and partnerships with local communities, The Regeneration Boards, Approved Housing Bodies and the City Council which is central to the delivery of its housing strategy.

### **Housing Supply**

In 2018, Dublin City Council (DCC) together with Approved Housing Bodies (AHBs) provided homes for an additional 1,399 households, through construction, Part V, acquisition and leasing programmes. Dublin City Council acquired 265 units and delivered 100 units in Dolphin, Phase 1, Dublin 8, 5 units in Ballybough Road, Dublin 3 and 16 units in Buttercup, Darndale, Dublin 17. The Rapid Build Programme saw 69 units completed – 53 in Cherry Orchard, 3 in Woodbank Drive, Finglas, and 13 in Rathvilly Park, Finglas.

Amongst the Schemes delivered by AHB's were Martanna House, High Park, Dublin 9, Beech Hill, Donnybrook, Dublin 4, Cherry Orchard, Dublin 10, Stormanstown Hall, Dublin 11, John's Lane West, Dublin 8 and Balfe Road East, Crumlin, Dublin 12.

Construction projects are underway in O'Devaney Gardens, Dublin 7, St. Teresa's Gardens, Dublin 8, Dominick Street, Dublin 1, Priory Hall, Dublin 13 and Moss Street, Dublin 2. The Volumetric Rapid Build Programme will commence on 4 sites in 2019 at Bunratty Road, Coolock, Dublin 5, Bonham Street, Dublin 8, Weaver St/Cork Street, Dublin 8 and Springvale, Chapelizod, Dublin 10. Construction is due to commence on North King Street, Dublin 7 and Cornamona, Ballyfermot, Dublin 10 in 2019.

105 Part V units were acquired in 2018 with a further 200 units to be delivered in 2019.

The Housing Strategy has stressed the continued important role of the Private Rented Sector. At the end of 2018, Dublin City Council had 108 tenancies in properties under the Long Term Leasing initiative.

### **Housing Loans**

Our Mortgage to Rent Scheme (MTR) proved to be a good option for certain borrowers who are at risk of losing their home and would wish to remain there without the threat of repossession and disruption to their family. To date 266 homeowners have completed the MTR process and are now tenants of DCC, while a further 52 borrowers are going through the MTR process.

The Rebuilding Ireland Home Loan is a government backed mortgage introduced nationwide to all Local Authorities in February 2018. This loan with very competitive interest rates was introduced to facilitate first time buyers to apply for a mortgage through local authorities. 428 applications were received by DCC in 2018 of which 229 were approved. 91 applicants have proceeded to drawdown mortgages to the value of €18.8m

The Tenant Incremental Purchase Scheme (see Part 3 of the Housing Miscellaneous Provisions Act 2014) is in operation since 2016. Subject to meeting certain criteria, Local Authority tenants are given the opportunity

to purchase their homes from DCC at a discounted price of either 40%, 50%, or 60%, depending on the household income. To date 239 tenants have expressed an interest in purchasing their homes. 88 have completed the purchase of their home under this scheme while 48 applications are currently being processed.

In 2018 Dublin City Council achieved a 68.9% collection rate on mortgages which amounted to €20m with total arrears of €9m.

### **Housing Maintenance** **Improving Housing Stock**

Housing Maintenance managed the refurbishment of almost 1,000 vacant properties in 2018. The following property types were refurbished in 2018:

Property Type	Number Refurbished
House	328
Apartment	303
Senior Citizen	338
<b>Total</b>	<b>969</b>

These properties were refurbished in the following Administrative Areas:

Central	North Central	North West	South Central	South East	Total
114	159	233	287	176	969

This was an increase of 12% on the figure for 2017. The 969 properties refurbished included 159 acquisitions.

Housing Maintenance also established a new Term Maintenance Framework in 2018. This will consolidate improvements that have been made in recent years in the refurbishment of vacant properties.

Housing Maintenance also continued with its programme of adapting and extending properties for tenants with disabilities. 484 adaptations to our housing stock were completed in 2017.

These include:

Category	Number
Extensions	11
Stair Lifts	39
Ramps	44
Showers	170
Minor Works	220
<b>Total</b>	<b>484</b>

### **Rents**

During 2018 Dublin City Council collected just over €81.5m in rental income.

### **Environmental Health (Private Rented Housing Standards)**

Dublin City Council has responsibility for enforcing quality standards in the private rented housing sector. Environmental Health Officers in the Environmental Health Section in Housing & Community Services undertake inspections of private rented houses and initiate enforcement action, including prosecutions, where necessary. Inspections are undertaken in response to tenant complaints, on a proactive basis and in

relation to rented properties on the Rental Accommodation Scheme, Housing Assistance Payments (HAP) Scheme and the Homeless Housing Assistance Payments Scheme. In 2018 Environmental Health Officers inspected 3,560 private rented houses. Overall 5,830 inspections of private rented houses were undertaken. In all cases where non-compliant lettings were inspected appropriate enforcement action was undertaken. 3,367 enforcement notices were served in 2018. These actions ensured that landlords of 2,195 non-compliant lettings brought their properties up to standard and into compliance with the legislation ensuring safer healthier homes for tenants.

### **Traveller Accommodation Unit**

The total number of Traveller Families in the Dublin City Council Area is 906 (Annual Traveller Count 2018) up 170 from 2017 figures. There are 148 houses in 8 Group Houses Schemes and 91 bays in 5 Halting Sites providing Traveller Specific accommodation to 239 families.

There were 33 allocations to Traveller families in 2018, an increase of 11 from 2017.

559 Traveller families live in Permanent Accommodation, e.g. Standard housing, Traveller Specific Group Housing, Private rented, Approved Housing Bodies an increase of 35 from 2017.

69 Families sharing with tenants, Serviced Halting Sites, Temporary Accommodation, Unauthorised Sites down 143 from 2017.

There are 104 Traveller families living in Emergency Accommodation.

There are 108 unauthorised occupants living in units across the Dublin City Council area which is a significant decrease from the 2017 figure.

In 2018 the Traveller Accommodation Unit completed the following under the Traveller Accommodation Plan: resurfaced 3 yards, 3 bathroom adaptations, 1 overcrowding extension, 3 day-house refurbishments, 1 temporary bay, 1 special needs adaptation, 10 road & footpath repairs.

The Traveller Accommodation Unit processed 1,194 maintenance calls in 2018 of which only 8 were not completed by year end.

### **Housing Welfare**

The recent review of the Social Work service, the growing pressure on Dublin City Council to meet expanding demands arising from the Housing crisis, subsequent meetings with Senior Management, staff and Homeless Services all informed the significant restructuring and changes in service delivery implemented within the Social Work Section throughout 2018. These changes were targeted at more efficiently and effectively balancing the current needs of Service Users, staff and the organisation. Key areas of work:

- Social Work Service to tenants, Travellers, those in Homeless Provision provided through the Dublin Regional Homeless Executive (DRHE) and in other Social Housing support provided through DCC e.g. HAP.
- Community Mediation Service by staff trained as registered Mediators. Referrals to this service are made by Project Estate Officers, Area Managers and DRHE.
- Support to Area Offices (Area Housing Managers, Project Estate Officers and Sheltered Housing Liaison Officers); Rents; Homeless Services and Allocations/Transfers.
- Interagency partnership with Statutory and Non-Statutory Agencies and services in both casework and on multi-agency committees and working groups.
- Arising from the knowledge base acquired through its work with service users the Section continues to identify, input into policy and influence change on issues that affect the lives of people who may not be able to advocate for themselves. Such policy interventions have been made at Local, National and European level.
- SORAM (Sex Offenders Risk Assessment & Management). A Senior Social Worker continues in the role of National Local Authority Representative in the National SORAM Office working in partnership with Gardaí, Probation Service, TUSLA and the Prison Service with a brief to manage high risk sex offenders in the community.

SERVICE	NUMBER OF SERVICE USERS
Duty	2,627
Clinic	1,246
Exceptional Social Grounds (ESG) Applications	558
Active Caseload per Social Worker at any given time	35-40

## **Referrals**

<b>NATURE OF REFERRAL</b>	<b>REFERRAL SOURCES</b>
Disability Older & Vulnerable adults Tenancy Support Child & Adult Safeguarding Mental Health Family Violence Housing Reports Housing issues Homelessness Estate Management Issues Medical Issues Welfare Issues Rent Arrears	Self-Referral by Service Users Referrals from DCC Staff including: - <ul style="list-style-type: none"><li>• Area Housing Managers</li><li>• Project Estate Officers</li><li>• Sheltered Housing Liaison Officers</li><li>• Housing Rents</li><li>• Homeless Services</li><li>• Housing Allocations/Transfers</li><li>• Environmental Health</li></ul> Referrals from External Statutory and Non-Statutory Agencies and services including: - <ul style="list-style-type: none"><li>• City Councillors</li><li>• TDs</li><li>• Hospitals</li><li>• Public Health Nurses</li><li>• General Practitioners</li><li>• Non-Government Organisations</li><li>• Concerned Others</li></ul>

## **Housing Observatory**

The Dublin Housing Observatory (DHO), a new business unit under Housing and Community Services, was launched in July 2018 in a move to address the Dublin Housing Crisis. Led by Dr Dáithí Downey, the unit will operate as an authoritative voice on housing issues.

With a mission statement to help make Dublin an affordable and sustainable place to live, the Dublin Housing Observatory will work to ensure that all Dublin city's housing strategies, policies and practices are underpinned by robust evidence. Designed to focus on all aspects of housing, the DHO will collaborate with housing, planning, economic development and inclusion and integration sections within DCC.

## **Dublin City Local Development Committee (LCDC)**

### **LCDC Meetings and Minutes**

The LCDC met on the following dates during 2018:  
14th March; 17th May; 4th October; 15th November  
Minutes of meetings are available at [www.dublincity.ie/lcdc](http://www.dublincity.ie/lcdc)

## **The Dublin City Local Economic and Community Plan 2016 – 2021**

The Dublin City Local Community Development Committee (LCDC), together with the Economic Development and Enterprise SPC, published the 2018 Annual Plan of the six-year statutory Dublin City Local Economic and Community Plan 2016 – 2021. The Plan also included an up-dated socio economic profile of Dublin City, based on Census 2016 data and other sources.

## **The Social Inclusion and Community Activation Programme 2018 - 2022**

The Social Inclusion and Community Activation Programme (SICAP) 2018 – 2022 is funded nationally by the Department of Rural and Community Development. The Dublin City LCDC is the contracting authority for the programme which is delivered in five discrete 'Lots' across Dublin City with an overall budget in 2018 of €5.4 million. During 2018 the five SICAP Programme Implementers worked with 4,935 individuals and 444 local community groups across the City. During the course of 2018, the LCDC carried out an end of year review of the 2017 programme and a mid-year review of the 2018 programme.

## **Community Enhancement Programme 2018**

In 2018, the Dublin City LCDC awarded capital grant funding of €1,329,824 to 137 community and voluntary groups and a further €33,334 to Men's Sheds under the Dublin City Community Enhancement Programme 2018.

### **Healthy Ireland Fund 2018**

The LCDC was successful in securing €75,000 under the Healthy Ireland Fund 2018 for the implementation of local actions corresponding to the objectives of national policy set out in Healthy Ireland, A Framework for Improved Health and Well-Being 2013 – 2025.

### **LCDC Membership and Attendance 2018**

Member Name	Organisation	14 <sup>th</sup> March	17 <sup>th</sup> May	4 <sup>th</sup> October	15 <sup>th</sup> November
Cllr Paul McAuliffe (Chair)	Dublin City Council	Present	Present	Present	Absent
Cllr Daithí Doolan	Dublin City Council	Absent	Present	Absent	Absent
Cllr Éilis Ryan	Dublin City Council	Absent	Absent	Present	N/A
Cllr Mannix Flynn	Dublin City Council	N/A	N/A	N/A	Present
Cllr Dermot Lacey	Dublin City Council	Present	Absent	Present	Absent
Cllr Anthony Connaghan	Dublin City Council	Absent	Present	Present	Absent
Cllr Hazel De Nortúin	Dublin City Council	Absent	Absent	Absent	Present
Brendan Kenny	Dublin City Council	Present	Absent	Present	Present
Greg Swift	Dublin City Council	Absent	Present	Absent	Present
Martina Queally	Health Service Executive	Present	Absent	Absent	Present
Ann Gilton	Education and Training Board	Absent	Absent	N/A	N/A
Blake Hodkinson	Education and Training Board	N/A	N/A	Absent	Absent
Anne Fitzgerald	Ballyfermot Chapelizod Partnership	Present	Present	Present	Present
Paul Rogers	Northside Partnership	Present	Present	Present	Present
Mel MacGiobúin	PPN, Social Inclusion	Absent	Present	Present	Present
Maria Tyrell	PPN, Social Inclusion	Present	Absent	Present	Absent
Claire Wheeler	PPN, Environment	Present	Present	Absent	Absent
Jan Mingle	PPN, Community and Voluntary	Present	Absent	Present	Absent
Godfrey Chimbanga	PPN, Community and Voluntary	Absent	Absent	N/A	N/A
Máirín ÓCuireáin	PPN, Community and Voluntary	Present	Present	Absent	Present
Darragh O'Connor	Dublin Council of Trade Unions	Absent	Present	Present	Absent

Member Name	Organisation	14 <sup>th</sup> March	17 <sup>th</sup> May	4 <sup>th</sup> October	15 <sup>th</sup> November
Deiric O'Broin	DCU	Present	Present	Absent	Present

### **Ballymun Local Area Plan**

Work continued in 2018 on the implementation of the objective of the Ballymun Local Area Plan.

This included:

Support through the Social regeneration Fund for 16 organisations providing services in the Ballymun area across 7 key themes:

1. Placemaking
2. Education, Lifelong Learning and Training
3. Community Safety
4. Health and Wellbeing
5. Child Development and Family Support
6. Arts and Culture
7. Recreation and Sport

### **Other achievements in 2018:**

- Funding was secured and consultants appointed for Hamptonwood Link Road which will provide a vital link between the old and new parts of the area.
- Improvement works were carried out at Ballymun Library and Ballymun Swimming Pool.
- New planters installed on main street
- Drumcondra Bridge: New lighting was installed and restoration works were carried out

### **Economic Development Officer Activity report 2018**

#### **Ballymun 4 business (B4b)**

B4b was set up in 2016 to support local businesses in Ballymun and provide them with business networking opportunities. B4b hosted 6 meetings that were attended by almost 200 businesses that offered them networking leading to new business relationships being formed and referrals attained. Dublin City Council contributes towards the management of their website and social media platforms and a social media professional was contracted by B4b for 6 months to raise the profile of the Association. 2018 also saw the introduction of membership fees of €50 per business that generated €1,400 in revenue for the network. By the end of 2018 B4b had over 30 members. Other revenue was generated from financial contributions received from Dublin City Council, Dublin Northwest Area Partnership (DNWAP) and AIB. Members also benefitted from professionally produced videos aimed to promote their business online.



### **StartUp Ballymun**

StartUp Ballymun aims to promote enterprise and business opportunities in Ballymun and north Dublin. Two events were hosted in the Ballymun Council Chamber in 2018, 'Export to Grow' and 'Winning Dublin Businesses tell their stories'. Over 250 people registered for these events. Partners in the initiative include Local Enterprise Office (LEO) Dublin City, DNWAP, B4b and Enterprise Ireland.

The above initiatives along with the Social Innovation Hub, providing co-working space has seen the emergence of a business support ecosystem in Ballymun.

### **Food Enterprise Hub**

During 2018 Deloitte completed a feasibility study assessing the viability of constructing food manufacturing units in Ballymun. The outcome of the report was positive indicating that there is a significant shortage of space for scaling food businesses with many enterprise centre managers at full capacity and with long waiting lists. Some additional research carried out with Dublin Food Chain members indicated that 43% would be very interested in such a facility. The next step is to assess viable models and seek expressions of interest and work with planning on disposal of the site.

### **Estate Management Report 2018**

2017 Antisocial complaints- 300

2018 Antisocial complaints- 564

Antisocial complaints have increased significantly in 2018. There are a number of possible reasons for this.

- An increase in drug dealing in the Ballymun Area.
- Residents are no longer prepared to accept such behaviour and are more inclined to report anti-social activity
- Crack cocaine is a new drug in use and has resulted in an increase in aggressive begging, intimidation, violence, theft and child protection and child neglect referrals

Through the Safer Ballymun Forum, Dublin City Council and An Garda Síochána meet with residents to listen and take on board community concerns. The Garda Síochána Drug Unit in Ballymun has been given additional resources and a multi- agency approach is taken to tackling the problem of drugs in Ballymun, resulting in a strong working relationship between all agencies including Dublin City Council, the Health Service Executive (HSE), Drugs Outreach Teams, the Ballymun Drugs and Alcohol Task Force and An Garda Síochána.

2018 was a very successful year in terms of estate management, with a significant amount of work put into improving the standard of living for residents in Ballymun with very positive feedback from residents living in the area.

### **Transformation Unit**

The Transformation Unit is responsible for developing and implementing a programme of change and transformation in the organisation, working closely with all departments. The transformation programme aims to ensure that services are delivered in the most effective way for citizens and in the most efficient way for the organisation.

### **Customer & Service Delivery Improvement**

During 2018, the Transformation Unit led on the following strategic customer service and service delivery initiatives:

- Development and roll out of the new Customer Charter and Customer Service Action Plan 2018-2020.
- Developed a strategy for improved management of our customer contact channels (telephony, written correspondence, online services, face-to-face visitors and social media) to improve customer service and access to our services.
- User Interface/User Experience Evaluation of our online services and identification of improvements and recommended usability standards for future services.
- Walkability Audit of the Civic Offices, in collaboration with Dublin Age Friendly City, which identified a services of improvements to make physical access to our services easier for customers visiting our offices.
- Worked closely with Service Delivery Managers to improve data capture and reporting for the Annual Service Delivery Plan 2018 to provide evidence-based quarterly reports to Council on our performance.

### **Depot Consolidation Project – North City Operations Depot**

During 2018 the Transformation Unit continued to work closely with the operations departments and an Integrated Design Team to determine requirements and develop the detailed design for the new North City Operations Depot (NCOD) at St Margaret's Road, Ballymun. Extensive consultations were carried out with staff, unions, Councillors and stakeholders.

In November 2018 the tender for construction of the NCOD was advertised, the closing date for submissions is March 2019. Construction is expected to commence in mid-2019 and the depot is scheduled to be operational by late 2020.

The NCOD will provide over 600 staff with high quality, modern office and welfare facilities along with a purpose-built shared stores and range of corporate workshops, a salt barn and surface and multi-storey parking. The new depot campus will provide essential services such as roads and traffic maintenance, waste management, housing maintenance, surface water and flooding services and public lighting services to the city. A new civic amenity recycling centre is also being located adjacent to the new depot.

### **Dublin City Council BETA**

BETA is the City Council's live mechanism for imagining, testing and implementing ways to improve the experience of life in Dublin City

During 2018, over 200 project suggestions were received from staff, Councillors, citizens, businesses and tourists. These were prioritised each quarter, and 12 individual issues/opportunities were explored, involving staff from across 16 units/sections of the City Council.

Two BETA projects were publicly trialled, with one completed and reported within 2018.

- Driving Data: Would better driving behaviour data help us to design a better city? Would citizens be interested in providing us with this data?
- Leap Points: Could we better highlight existing transport interchanges in the city? Might that help people get around the city and strengthen neighbourhoods?

In addition, research into the City Challenge of illegal dumping was begun.

The highly-engaged social media community of Dublin City Council BETA was grown to 8,500.

## AREA OFFICES

### **Central Area Office**

**Avondale House** - New tarmac flooring has been installed in the playground area. The rear perimeter wall was rendered and the installation of a mural, the design of which has been developed in conjunction with the complex's residents, is now nearing completion.

**Ballybough House** - Substantial improvement works were carried out to the flats in this complex and to upgrade the physical environment and improve measures to tackle anti-social behaviour.

Upgrades included:

- New Public Lighting.
- Repairs of the stairwells and installation of new security doors and an upgrade to the CCTV System.
- New playground and Amphitheatre improvements and landscaping.

The Central Area office is currently examining the potential of reconfiguring 2 flats into 1 large unit thus creating larger living spaces within the complex. Once this work has been completed and a report produced, it will be brought to the Department of Housing, Planning and Local Government for assessment with the view of upgrading all the dwellings as they become available.

The Central Area office is also proposing to carry out precinct works consisting of the separation of each block by means of a wall & railings, and the provision of parking facilities, playgrounds, and green areas for each block.

Works on the brickwork frontal rendering of 2-6 Ballybough Road continued during 2018 and is due for completion by June 2019.

On completion, the block will provide 7 new homes for residents currently living in the remaining block of Croke Villas.

**Croke Villas Redevelopment** - 3 Blocks of the Croke Villas Complex were demolished in early 2018 along with the derelict cottages on Sackville Avenue. Croke Park Ltd. were also responsible for the demolition of St. Andrews Court on Ardilaun Square.

Foundation works of the new Handball Alley on the site are now complete. Ground and first floor work has begun on the internal and external walls. On completion, work will commence on the Sackville Gardens side of the Croke Villas development.

**Fitzgibbon Court** - The installation of railings outside each ground floor unit of the 3 blocks in the complex was undertaken in June 2018.

**James Larkin House** - Installation of protective cover for outside steps and internal stairs to prevent chips on concrete staircase/slip and trip hazards was completed.

A major upgrade of the heating system was carried out with new boilers being fitted to each unit.

**Saint Mary's Mansions** - Clúid began the refurbishment of St. Mary's Mansions in January 2018. The exterior walls of the two floor extension have been completed on three of the blocks. Current completion target for the entire complex is January 2020.

**Oakley Development, Poplar Row** - Foundation work and construction of basement are now complete with construction of external brick/block walls now well under way and up to first floor height.

Current estimates are that the complex will be completed in the 3<sup>rd</sup> quarter of 2019 and will provide 29 Older Person Units.

**Railway Street Site** - Circle Housing lodged a planning application, Ref 4265/18, which was registered on 25/10/2018.

The project once complete will be a 4 to 7 storey development which will consist of:

- (i) 47 no. apartment dwellings comprising;
  - (a) 10 No. 3 bedroom apartments (five of which are duplex)
  - (b) 27 No. 2 bedroom apartments
  - (c) 10 No. 1 bedroom apartments
- (ii) Community meeting room and ancillary spaces at ground floor level
- (iii) Renewable energy design measures for each dwelling
- (iv) Re-arrangement of existing parking and provision of a total of 21 parking spaces accessed from existing entrance on Railway Street.
- (v) Communal open space and landscaping works, waste storage building and cycle parking enclosure for 52 bicycles
- (vi) ESB substation, estate signage, site perimeter boundary treatment, plant and all associated ancillary site development works and services

**Painting Program** was carried out in the following complexes during 2018.

- Ballybough House, Railings and Balcony Trims.
- Brendan Behan Court: Windows, Railings, and Front Doors.
- Killane Court: Complex external areas.
- Liberty House: Internal Corridors and Stairwells.
- O'Brien Hall: Internal Hallways, Landings, and Bannisters.
- Oriel Street Older Persons: Railings, Front and Back Windows, Doors.
- St. Mary's Court: Complex external areas.
- Tom Clarke House: Outside & Inside of communal areas.

**Complex Playground upgrades** Upgrade work was carried out at Playgrounds in the following Complexes:

- Courtney Place: Resurfacing of playground.
- Patrick Heeney House: General upgrade of Playground.

**Older Persons Complex Improvements**

- Oriel Street: Resurfacing of front area with resin surface.
- Summerhill: New CCTV System.
- St. Laurence O'Toole's Court: Resurfacing of front area with resin surface  
Upgrading of PVC Doors and Windows  
Upgrade of Heating
- Tom Clarke House: New CCTV System.

**Complex Landscaping and Garden Area Improvements**

- Avondale House: Front surrounding Garden area replanted.
- Tom Clarke House: Landscaping of Rear Area and Clean Up of Sean Tce.  
Removal of Dead Tree in Sean Terrace.  
Replanting of Flower Planters.  
Two Raised Beds laid out in complex.

- Summerhill:

Planting at Front of Complex.

**Pilot Exterior Insulation Scheme** - A Pilot Scheme for exterior insulation of houses and upgrading of heating is nearing completion in East Wall where DCC houses in Russell Avenue, Seaview Avenue, Bargo Road, Saint Mary's Road and Caledon Road have been upgraded. The scheme will now move to Ballybough starting with DCC Houses on Tolka Road.

**Open House 45 Croke Villas** - As part of the open House Architectural Festival on the 13-14th October 2018, No. 45 Croke Villas was brought back to the "Swinging 60s" with period furniture, videos of the visit of Prince Rainier and Princess Grace to Ireland in 1961, an exhibition of photographs by Artist/Photographer Jeanette Lowe documenting the demolition of 3 blocks of the complex, and tours of the surviving block and tower entrance which attracted over 600 people over the Festival weekend. A special opening by the Lord Mayor for present and former residents took place on the 11th October. Numerous residents submitted historic photographs for display and a number of current residents brought visitors into the homes during the festival.

**O'Devaney Gardens** - Works on the construction of 56 new social housing units and associated alterations to the existing road layout commenced in July 2018 and are scheduled for completion in early 2020. The tender process for the development of the balance of the site was initiated during the year and completed tenders will be submitted early in 2019. The O'Devaney Gardens Consultative Forum, made up of local residents, representatives from neighbouring communities and local public representatives, met on six occasions during 2018. The Forum was also responsible for a very successful Workshop/Community Consultation event held in the Ashling Hotel on 24th October 2018.

**St. Brigid's Park** - Phase Two of the "2 into 1" refurbishment programme was completed during 2018 and Phase 3, including the refurbishment/modernisation of the Kitchen/Community space area and the installation of an upgraded CCTV system will be completed early in 2019.

### **Public Domain**

**CCTV initiative** - This has reduced the incidents of dumping greatly. The cameras will remain in place for a number of weeks to ascertain usable images and deter dumping in the area. CCTV notification signage was erected in advance of the CCTV operation taking place. The signs erected are multi lingual (Gaelic, Polish, Romanian, Chinese and English).

**Anti-Dog Fouling Initiative** - Public Domain Unit commenced the new dog fouling initiative. Numerous parks and dog fouling black spots have been identified in the Central Area.

Areas targeted so far;

Mountjoy Square, Linear Park, Blessington Basin and Royal Canal Walkway from Charlemont Mall to Broombridge. Eastwall, West Road, Sean MacDermott Street Lower and Upper, Fontenoy Street, Markets area, Stoneybatter.

Mobile units will move from area to area in order to combat dog fouling. Units will distribute dog bags to the public in order to promote awareness of good practice cleaning up after your dog.

**Door To Door Surveys** - The CRM system is being used to identify streets where illegal dumping is occurring on a regular basis. Householders are written to, asking them to send in evidence of having an account or an arrangement in place with a licensed waste disposal company. Addresses of non-compliant households are targeted by Litter Wardens calling to the door and asking the householder to produce evidence of how they dispose of their waste.

**Anti-Dumping initiative** - A multi –agency approach to tackling illegal dumping is underway on Sherrard Street Lower/Upper and Dorset Lane. The group consists of Central Area Public Domain, Waste Management, Environmental Health, Dublin Fire Brigade, DCC Law Agents, An Garda Síochána, Revenue Commissioners and Social Welfare Department.

The owners of the multi let units have been written to and inspections will be carried out on the properties under the housing standards and fire safety regulations. It is proposed to put up a CCTV camera to permanently monitor the street and have the operatives interact with dumpers by way of a microphone when they are observed dumping illegally on the street.

**End of Life Tyre Disposal** - New Regulations introduced in 2017 require retailers to sign up with REPAC for the safe disposal of end of life tyres. This has seen a reduction in the number of tyres being confiscated by DCC crews or ending up on bonfires. Throughout 2018 Litter Wardens and Waste Enforcement Officers continued to audit retailers to ensure compliance with the 2017 Regulations.

**City Neighbourhood Competition** - This is a hugely important event where all residents and business associations work together to encourage people to improve their environment. It is the existence of an effective and enthusiastic City Neighbourhoods Committee that improves our local areas and the quality of life of the residents and develops good relationships with the local authority, schools and other business associations.

The Community Development Team's main focus is to support over 40 voluntary local residents groups and to assist in the establishment of at least 3 new groups each year, which was achieved in 2018, and is a major part of the City Neighbourhood Programme.

#### **City Neighbourhood Central Area overall results 2018**

Central Area announced the results of the City Neighbourhood Competition 2018.

- Senior Citizens Complex, 2nd Place – Ballybough Court Voluntary Group
- 1 – 150 2nd Place – Kirwan Street Cottages Residents Association
- Over 151 Houses – Infirmary Road and District Environmental Group
- Flat Apartment Complex – 2nd Place – Strand Apartments, Dublin 3
- Best Urban Village – 2nd place – Manor Street/Stoneybatter Traders Association
- Best Garden – Winner – Lisa Connolly, 265 Clonliffe Road
- Community Environment Initiative – Phibsboro Village Tidy Towns
- Team Dublin Cleanup – Royal Canal Action Group
- School – Gardiner Street Primary School
- Urban Village – Phibsboro Village Tidy Towns
- Mixed Use Street – Manor Street, Stoneybatter Traders Residents Association
- Individual Contribution – Gerard Scully, Ashford Cottages
- Community Garden – East Wall Men's Shed

**Purple Flag** is the international accreditation for town centres in the evening and at night from 5pm to 5am. Purple Flag destinations distinguish themselves by being vibrant and well managed.

The area within Dublin Town was awarded Purple Flag status in January of 2017. This area focuses on the Dublin One district which stretches from O'Connell Street to Capel Street and from Parnell Street to the Quays.

**Dublin One** was reassessed in 2017 and received an Interim Renewal Accreditation on 11th January 2018. The purple flag like a Blue Flag given to beaches necessitates high standards under the following headings:

- Health, licensing, security and safety
- Late night transport and public realm management
- Hospitality and entertainment
- Planning and development
- Residents and consumers

## **South East Area Office**

### **Public Realm Enhancements**

Three rounds of intensive cleaning of the high footfall commercial village areas throughout the South East were completed during the year. This work involved using a low pressure, high temperature steam on the footpaths to remove chewing gum, but also stains and dog foul, the cleaning of street furniture, application of disinfectant on areas where needed, including around bins, and the removal of waste. The work was carried out at night to avoid inconvenience to traders, but also taking into account residents where relevant.

The village areas are listed below:

- Ranelagh Village
- Rathmines Village
- Donnybrook Village
- Sandymount Village
- Rathgar Village
- Ringsend
- Harold's Cross
- Terenure
- Irishtown
- Ballsbridge
- Milltown
- Baggot Street Upper and Lower

**Tidy Towns 2018** - Tidy Towns results were announced on 25th September 2018 and all of the entrants in the South East Area improved their marks year on year over the last five years. The entrants are listed below with their marks for 2018 and 2017.

Category	Entrant	Marks 2018	Marks 2017
E	Terenure	297	292
D	Temple Bar	286	283
B	Sandymount	297	289
B	Donnybrook	287	276
B	Ranelagh	252	249

The communities of Donnybrook, Ranelagh, Sandymount and Terenure carry out a huge amount of work each year in greening and cleaning the villages for this prestigious and highly competitive competition. The advantages bar the results are community cohesion, linking in with isolated people and assisting many people facing challenges in their lives.

**Art on Traffic Light boxes** - This initiative brings colour to the city and reduces the costs associated with graffiti removal. 18 boxes were completed in the South East Area during 2018.

**South East Area City Neighbourhood Awards** - Dublin City Neighbourhoods Awards encourages people of all ages to play their part in making Dublin city an attractive place. It is an area-based competition and has 3 separate categories, business, residential and schools. 145 entries were received over the various categories in this competition for the South East Area in 2018.



**Donnybrook Plaza** - New seating and cycle racks were installed at the plaza in Donnybrook.

**Leaf Collection Initiative** - The leaf collection initiative again proved very successful in 2018, thanks to the involvement of community groups, resident's associations and individuals throughout the South East Area. The South East Area supplied the equipment including bags, gloves, shovels, leaf-blowers and arranged for the collected bags of leaves to be removed.

Approximately 850 requests were made for collection of filled bags of leaves from groups and individuals.

**Abandoned Bikes** - A total of 156 abandoned bicycles / part bikes were removed from the South East Area in 2018, most of these were in the city centre area. This operation frees up space for bicycle parking as well as clearing the area of frames etc. Bicycle locks that are abandoned are also removed.

**New Seating** - New seating was installed in Patrick Street, South King Street and Saint Stephen's Green West.

## **Projects**

**Rathgar Village Improvement Plan (VIP)** - The redesign of Herzog Park is the final element of the Rathgar VIP to be undertaken. The Nature Play Area was officially opened by the Lord Mayor on 13th September 2018. Works to construct the Multi Use Games Area (MUGA) on the site of the bowling green commenced in November 2018. This will constitute phase 2 of the works. Works to re-align the bring centre are ongoing and should be completed by in early 2019. Internal landscaping, boundary treatment and the car park area will be addressed in phase 3 in 2019.

**Ranelagh Gardens Park** - Cleaning of the main entrance archway to the park was carried out in April 2018. A contractor was appointed by Parks Services to upgrade the paths in the park and to address the drainage issues at the Chelmsford end. These works are now complete. Replacement of park benches will be considered, subject to funding, for 2019.

**Ringsend Irishtown Local Environment Improvement Plan (LEIP)** - The Ringsend Irishtown Local Environment Improvement Plan (LEIP) was adopted at the June 2017 South East Area Committee meeting. It is now proposed to prepare planning applications under Part 8 of the Planning and Development Regulations, 2001, for the redesign of (1) Library Square and (2) Cambridge Road.

**Library Square** - (Mitchell & Associates) Meetings with internal stakeholders were held during September and October, 2018. A meeting was held with local businesses to discuss parking / loading arrangements on 5th December 2018. A draft design is being prepared and a public workshop for all stakeholders will be held in early 2019.

**Cambridge Road** - (Redscape Architects) An initial public workshop in relation to Cambridge Road was held on Thursday 30th August 2018 in the Ringsend and Irishtown Community Centre on Thorncastle Street. Meetings with internal stakeholders took place in September and October 2018 and designs were drafted based on consultations which were brought to a second public workshop / meeting on 28th November 2018. Some refinements are currently being made to the proposal and it is expected to proceed with the Part 8 process early in 2019.

**Community Development** - In 2018 over 750 individual events celebrated key annual dates, specific yearly celebrations and themes in each village with a view to improving and enriching the lives of all residents. Events included an Easter programme, Halloween programme and a Christmas Tree Lighting programme in all our villages. This alone involved over 18 festival days that celebrated these important annual calendar dates.

Easter Festival (6) Halloween Festival (7) Christmas Festival (10)

Festival & Family Day Fever (11) Street Parties / Fun Days (12) Garden Parties (5)

**Let's Walk & Talk** - Over 300 walks took place focusing on keeping fit, meeting people & learning lots about our Fair City.

**Village Markets** - Assistance and support to key Village markets across the SEA supporting and promoting local economic and business development.

**Friends of Green Spaces** - Over twenty separate projects were developed in 2018 promoting civic engagement and enhancing the Environment.

**Allotments Project** - Over 50 allotments managed and developed in Herbert Park and Ringsend Park.

**Big Blooming Plant Sales Flowering your Area!** - 10 summer plants sales took place during the year.

**6 Dog Shows** - Promoting responsible dog ownership throughout the South East Area.

**Arts in the Community** - Celebrating the Arts with a host of arts based activities including Bloomsday, Yeats Day, Village Walking Trails, Music in the Community and Historical Tours.

### **Community Grants 2018**

	<b><u>No of Grants</u></b>	<b><u>Amount</u></b>
Tom Clarke Bridge Grants:	20	€61,950
Informal Adult education:	27	€17,115
General Community Grants:	170	€63,500

Assistance and advice given on Aviva Grants and Dublin Waste to Energy Community Gain Fund process.

**Halloween Dockers & Demons festival** - Dockers and Demons is a Halloween festival for Ringsend / Irishtown / Docklands which was launched in 2017. The aim and mission of the festival is to forge greater links between the Irishtown, Ringsend and Docklands communities in order to alleviate the pressure during the Halloween period on the community and policing bodies on bonfire night by offering alternative activities in the lead up to October 31st and on the night itself. This project is strongly committed to the inclusion of groups and individuals from all generations and backgrounds including those who are sometimes bypassed in community efforts and can find themselves outside community inclusion projects and social funding structures. Very good success in 2018 with following events programmed and all ran with good turnout and feedback, and good PR coverage on RTE and local media. Gardaí report reduced bonfire build up, less anti-social behaviour and strong community engagement.

The festival included:

- Suffragist City - Women and the Vote In Dublin Exhibit & Festival Art Exhibition CMYS.
- Ringsend Irishtown Community Centre & Ringsend Community Services Forum - Zombie Disco - Clann Na Gael.
- The Curious Cabaret - Starting at St. Matthew's Church.
- Lantern Making Workshop – Ringsend Irishtown Community Centre, Thorncastle Street.
- Suffragette Walk with DCC Historian in residence Maeve Casserly, Pearse Street.
- Seniors Monsters Ball Tea Dance - Clann Na Gael.
- Pumpkin & Spud Festival - Whelan House, Ringsend.
- Lantern Making Open Workshop: RICC, Thorncastle Street.
- Formal rededication of St. Matthew's Church & graveyard, Irishtown.
- Ringsend Irishtown Community Centre — Halloween Community Camp: Ringsend Community Services Forum Halloween Various Activities

- ALL HALLOWS EVE, Wed. 31st October.
  - DCC & IFA Halloween Sports Camp 30th October – 2nd November.
  - Ringsend Community Services Forum Halloween Pre-parade Party - Spellman Centre.
  - Halloween Dockers and Demons II Parade, Ringsend Community Centre.
  - Dockers and Demons Street Party and Feast in Thorncastle Street.
- Full details on Dockers & Demons Festival at [www.dockersanddemons.com](http://www.dockersanddemons.com)

Other South East area Projects included:

- Sandymount Pumpkin and Scarecrow festival Awards Night, Christchurch Hall.
- Parent & Toddler Halloween party, Evergreen Club Terenure.
- Halloween Market — Bushy Park.
- All Souls of Donnybrook Halloween Party — Donnybrook
- Ross Road Play Area. The Ross Road Play Area opened in early 2018 and is proving to be a welcome and popular facility.
- CCTV. New cameras installed at Bride Street, Bride Road and Ross Road complexes.
- Bin Cages. Installed at Oxford Grove and Whitefriar Gardens.

### **South Central Area Office**

The South Central Area is one of 5 administrative areas of Dublin City Council that co-ordinate the delivery of services in the city. The area has a population of approximately 105,000 and is located in the south-west quadrant of Dublin City. It has many well established communities and neighbourhoods including the Liberties, Inchicore, Kilmainham, Chapelizod, Ballyfermot, Bluebell, Drimnagh, Rialto, Crumlin and Dolphin's Barn.

Along with day to day delivery of local services from the South Central Area office in Marrowbone Lane, St Agnes Road in Crumlin, Ballyfermot Civic Centre and Cherry Orchard Community Centre, South Central Area office is involved in a significant number of Regeneration projects, including Dolphin House, St. Theresa's Gardens and St Michael's Estate. South Central Area office is also engaged in significant public domain projects, including Crane Street/Sugar House Lane, Francis Street, Dolphins Barn, Meath Street, Crumlin Village, St. Audeon's Park, Bridgefoot Street Park, St. Luke's Church, St. James Graveyard and Bluebell all-weather pitch

**Crane Street/Sugar House Lane Works** - including the widening of the existing footpaths and the narrowing of the carriageway, to enhance pedestrian access along this important and busy tourist route commenced in August 2017 and were completed in February 2018.

**Francis Street** - Detailed design work commenced in 2018 with a view to inviting tenders in quarter 2 2019. It is expected that construction works will commence in late 2019/early 2020. The plan provides for a more pedestrian friendly environment, encouraging people to visit Francis Street and its environs on foot. It also supports the continued commercial operation of the Arts and Antiques quarter. The environmental improvement scheme comprises improvements to the public realm the full length of Francis Street, Hanover Lane and part of Dean Street. The proposed works will include improvements to kerb build-outs, footway repaving, raised junction plateaus, greening and landscaping, bike stands, carriageway resurfacing, raised pedestrian crossings and improvements to public lighting.

**Dolphin Barn Environmental Improvement Plan** - A Part 8 Planning Application for a Public Realm Improvement Plan for Dolphins Barn was agreed at the November 2018 City Council meeting. The plan includes a coherent vision for the environmental and physical development of Dolphin's Barn Village and

comprises measures to landscape the Village with suitable tree planting, a linear park and public realm additions including footpaths, kerbs, medians, street furniture, street lighting and parking.

**Meath Street** - A consultant was appointed in 2018 to facilitate the preparation of a part 8 planning application for Meath Street and its environs. The Plan will describe a series of improvements to Meath Street to enhance the use and attractiveness of the street including all public realm areas. The design will also reflect the retail/market profile of Meath Street.

**Crumlin Village Upgrade** - Works to upgrade the public domain of the east side of Crumlin Village from the junction with Windmill Road to St. Agnes Park were completed in December 2018.

The works included:

- The replacement of the existing footpath with cobble lock and slabs similar to the west side of the road
- The removal of the overhead electrical cables and replacement of existing lamp post with posts similar to those that were installed on the opposite footpath in 2008.
- Provision of an automated pedestrian crossing at the Crumlin Village/Windmill Road junction.
- Provision of cycle lanes and bicycle stands
- Additional tree planting
- Revised car parking

**St. Audeon's Park, High Street** - Works to enhance St. Audeon's Park by improving accessibility, permeability and circulation commenced in October 2017 and were substantially completed in late 2018. The park is due to reopen in Spring 2019.

The development consists of works to make enhancements to St. Audeon's Park as part of the recommendations contained in the Liberties Greening Strategy (2014). This project aims to maximise the opportunities for high quality, usable, enjoyable open space and public realm at St. Audeon's Park and which reflects the history of the site. The reconfigured western entrance will incorporate a play garden.

**Bridgefoot Street Park** - A Part 8 planning application for a new public park in Bridgefoot Street was agreed at the December 2017 City Council meeting. The proposed park will provide hard and soft landscaped areas, tree planting, a multi-functional performance space, play areas and allotments/community garden. Construction works are likely to commence in 2019.

**St. Luke's Church**- The conservation of St. Luke's Church is complete with the building now being used as office accommodation. The City Council created a small urban park in the north graveyard (facing St. Luke's Avenue) and carried out improvements to the south graveyard (access via Newmarket Square). Works to both graveyards commenced in 2017/2018. It is planned that the park facing St. Luke's Avenue will operate with normal park opening hours whilst the south graveyard can be visited by appointment.

**St. James Graveyard, James Street** - A programme of restoration in this historic graveyard to provide an accessible amenity that compliments the visitor experience of the recently developed micro distillery commenced in September 2018. It includes a condition survey of all monuments and the historic wall enclosing the graveyard, the conservation and repair of over 300 monuments and the boundary wall. The development and implementation of a Masterplan for the graveyard will include an accessible illuminated path throughout the graveyard and associated landscape works. It is also intended to develop an interpretative strategy for the graveyard.

**Bluebell** - all-weather pitch. Works to install a new 4g full size floodlit all-weather pitch to replace the grass pitch adjacent to the Youth and Community Centre commenced in July 2018 and were completed in December.

**Ballyfermot** - Streetscape improvements were carried out to the shopping areas on Ballyfermot Road. Christmas lighting and a Christmas Fair in the Civic Centre helped to bring a festive cheer to the area. Improvement works were carried out in parks in California Hills, Markievicz, Le Fanu and the Civic Centre Park. 72 Rapid build housing units in Elmdale are nearing completion, as are 72 units built by Co-operative Housing in Cherry Orchard. In Cherry Orchard, the Making Cherry Orchard Better Action Plan is being implemented, and work is ongoing on the Local Area Plan. Grants were awarded to five groups to provide out of hours activities for young people, which was one of the issues identified in the Action Plan was the need for more, The Men's Shed continues to expand, ballroom dancing classes commenced, and are proving very popular and a new hairdresser opened in the centre in November.

**Ongoing Regeneration** - The South Central Area Office plays a significant role in the management of the large number of flat complexes in the area, some of which are undergoing significant regeneration processes. 100 new units were completed in Dolphin House, and construction commenced on 42 new older persons units. Two new playgrounds were installed, and ventilation systems installed in many flats to combat dampness. The astro-pitch was resurfaced in St Theresa's Gardens, and the pitch lighting upgraded. Other improvements included upgrading of CCTV, new seating and resurfacing of communal areas.

## **North Central Area Office**

### **Improvement Works**

#### **May Park**

May Park on the Malahide Road underwent significant improvement works during the course of 2018:

- The MUGA has been resurfaced, boards repaired, hoops & backboards replaced & repainted.
- Old seating has been removed and upgraded with stylish but functional seating.
- An avenue of flowering cherry trees has been planted across the centre of the park, which provide structure, colour & seasonal interest. The trees are well spaced out & away from the edge of paths & existing lights.
- Small groves of 3-5 cherry trees have also been planted in available corners. Small amounts of wildflower seeds are also to be trailed along the northern boundary wall as an alternative to using harmful weed sprays.
- Graffiti has been removed from the walls and the walls have been freshly painted.

#### **The Casino Marino/Cherrymount**

A section of this area has benefitted from attractive pavement upgrades and renewed carriageway treatment, along with indented parking bays, giving greater definition to parking spaces.

#### **Edenmore**

Following on from a number of initiatives in co-operation with residents and the successful roll out of a pilot scheme called "the greening of Edenmore ", involving the removal of the existing asphalt verges and replacement with grass, a continuation phase of the successful pilot was undertaken in 2018 in conjunction with the Roads Maintenance Department. The work completed to date has effectively created a green corridor opposite Edenmore park which itself will see incremental improvements in 2019 in respect of the boundary treatment, in particular. The idea, in tandem with many of the small to medium scale infrastructural projects carried out in the North Central area over the last number of years, is to continually focus on upgrading the environmental fabric of an area where opportunity allows.

The above, coupled with renewed signage and planter provision in the wider Edenmore area and the very significant resource of increasing numbers of residents volunteering to work in the environment, has steered the way towards upgrading the area on a continual basis in partnership with DCC.

### **Donaghmede**

The construction of a Memorial garden in Donaghmede Park with accompanying seating.

Following on from work which was undertaken in 2017 in the context of a Local Improvement Plan for Donaghmede, the following additional work was carried out in 2018 in conjunction with Donaghmede Estate Residents Association and Parks and Landscape Services.

- The granite area studded with memorial plaques commemorates all past residents of Donaghmede
- The Memorial Garden area was officially opened by Ardmhéara Mícheál Mac Donncha on 28/04/18
- Separately, a large scale investment has been made regarding the roads and traffic flow improvements at the location of the Donaghmede Grange
- Road Roundabout with the aim of easing the traffic volume at this major junction

### **Housing (West of the Malahide Road)**

#### **Chanel College (Respond Voluntary Body)**

Sixteen Houses have been completed and are fully tenanted. 65 Apartments are also to be built on this site.

#### **Bunratty Road – Phase 3**

Funding approval of €13.4m to build 66 new housing units at Bunratty road (Oscar Traynor Road side) has been received from the DHPLG. Contract awarded and construction due to commence Q.2 2019.

#### **Oscar Traynor Road (Land Initiative)**

Expressions of interest published February 2018. Short list of contractors currently in dialogue with Dublin City Council which is part of Procurement process.

### **Housing (East of the Malahide Road)**

#### **Greendale Court and Gorsefield Court**

Through discretionary spend, the Kilbarrack Housing office have installed CCTV in the Greendale and Gorsefield Older persons' complexes to monitor anti-social behaviour.

#### **St Berach's Place**

CCTV has been provided in St Berach's Place in order to deal with outbreaks of anti-social behaviour. The damaged shutters at the side of the community building/crèche have been repaired and all shutters in the building have been serviced. The broken wall and missing railing at the pedestrian entrance off Grange Park Crescent have been repaired/replaced.

#### **New Priory**

Phase 6 of the regeneration of New Priory has continued during 2018. Blocks 1 to 7 were completed in phases 1 to 5. Phase 6 involves the regeneration of Blocks 8 to 20 New Priory. It is proposed that the handover for Blocks 13 to 20 will happen in July 2019 while Blocks 8 to 12 will be handed over in September/October 2019.

#### **Belmayne Pyrite Remediation**

The pyrite remediation programme in Belmayne was completed in Q.1 of 2018. Fifteen out of the eighteen Dublin City Council units that were affected were remediated. The final three were not seen to be affected badly enough by the insurance company to have any work carried out.

### **Clongriffin Remediation**

During 2018 the project team continued to carry out the remediation project in Marrsfield Avenue, Clongriffin. The scope of works includes internal insulation of outer walls, replacement of boilers and radiators, ventilation upgrades, fire stopping upgrades among other issues. These works are intended to bring this complex up to date in building and fire regulations. The Kilbarrack office have liaised with the Iveagh Trust and St Michael's House who manage the 61 units for Dublin City Council. 7 empty units are being used as transient accommodation for tenants who are required to move for approximately 4 to 6 weeks while works are carried out.

### **Fire safety upgrades in Older Persons Accommodation.**

During 2018 fire safety reviews followed by necessary upgrades were carried out in Rosevale Court and Raheny Court. This will be an ongoing process for all Dublin City Council older persons' accommodation. Works commenced in Gorsefield Court in 2018.

### **Millwood Court**

The process for the regeneration of Millwood Court began in Q4 2018. After much consultation the process for moving this project forward has been agreed by Councillors, residents and the Housing Department.

### **Donnycarney Social Services Centre**

The upgrade of sanitary facilities for the use of disabled and older people has been completed in the Donnycarney Social Services Centre. This work was covered by the North Central Area discretionary budget.

### **Public Domain Team**

#### **Area Based Clean Ups**

867 Community Environmental Clean Ups took place in 2018. This entailed groups working alongside Waste Management Crews on a designated day each month. The groups pick roads within their Estates and they leaflet the residents, asking them to remove their cars from the roads to enable a full clean of the nominated roads and the road sweeper can complete a road sweep. This initiative has led to further groups getting involved in Public Domain co-ordinated clean ups, with Waste Management crews attending as many residents' clean ups and leaf collections as possible. Marino group worked on their Community Garden in 2018 assisted by Public Domain.

A large clean-up was carried out off Belcamp / Green open space. Another was carried out at a site at Primrose Grove, Darndale.

#### **Mechanical Sweeping**

There had been a big increase in requests for Mechanical sweeping in Villages –Estates at weekends. Bin lorries were used to remove large volumes of leaves and bags throughout the North Central Area.

#### **Main Thoroughfares and Arterial Roads**

Due to the proximity of the North Central Area to Dublin Airport, Public Domain Team are continuously monitoring all routes encountered by Airport and Tourist traffic to ensure that they are clean and free of Graffiti to give a good impression of our City from first arriving in Dublin. Public Domain teams endeavour to keep all these routes as clean and litter free as possible and in doing so will direct Waste Management Crews to carry out necessary works where applicable. Contractors are also directed to remove graffiti that appears along these routes.

### **Graffiti**



Circa 8,000 sq. m. of graffiti was removed from the North Central Area in 2018. This is reported by residents in the area and also flagged by regular inspections by Public Domain Team. Anti-Graffiti measures such as the Art on Utility Box Project have worked well in the North Central Area.

### **Paint the Shop Fronts Project**

A project to paint the shop fronts on the Malahide Road, was a great success. This project would not have come to fruition without North Central Area co-operation.

14 Units were painted black and then painted with the Anti-Graffiti paint.

The row of shops now looks amazing and upgrade has given the area a much needed boost, as it had previously looked so drab.

### **Village and Area Enhancement**

Signage and Planters were placed in various locations around the North Central Area with agreement for maintenance from community groups and businesses. The Area office also engaged with Waste Management in providing a street washing service which includes power jetting footpaths, bins and lampposts in large football areas such as local shops and shopping areas.

Heritage signs have been installed at Coolock Village, Howth Junction & Newbury. Directional signs were installed at various locations - Beaumont Hospital, St. Joseph's Hospital and St. Francis Hospice.

Kilbarrack Dart Station upgrade was carried out to enhance the area and to try and alleviate constant burnouts. No evidence of burn outs since completion.

10 Big Belly bins were installed in the North Central Area.

### **Halloween 2018**

Approximately 500 Information Leaflets outlining the dangers of bonfires and listing DCC contact details were distributed to businesses and Shopping Centres by Public Domain Section.

Businesses in the industrial estates in the North Central Area were visited by a Litter Warden advising them of the need to secure flammables / Pallets in the weeks prior to Halloween.

Meetings were held with the Gardaí in the North Central Area and attended by DCC Public Domain. This ensured a high level of communication and co-operation in the lead up to and over the Halloween period.

As well as DCC Waste Management crews, the Public Domain Unit engaged additional contractor crews and vehicles to facilitate the removal of bonfire material in the days leading up to and including Halloween.

These resources were in addition to the services provided through Housing, Park & Waste Management Services.

The additional resources provided through Public Domain Unit concentrated and prioritised the removal of bonfire material:

- Outside the remit of the Parks, Housing, Waste Services and Development Departments.

- Material that posed a risk to safety and wellbeing of the public.
- Material that posed a risk to critical public infrastructure.
- Material that may have become a focal point for major public order issues.
- Flammables were collected by Waste Management, Parks and Public Domain Crews as located or reported
- Regular inspections of voids and green areas were conducted by Public Domain Staff throughout the North Central Area to check for the presence of stockpiling.
- Public Domain Staff were on call over the Bank Holiday weekend. Public Domain staff met and accompanied contractors to locations containing stock piles for removal.
- The North Central Area office was staffed from 10.00 am to 14.00 pm. (27th October 2018 to 29th October 2018). This was of benefit as calls/ CRM queries reporting bonfire material were passed to crews.
- Clean ups are ongoing in the North Central Area in conjunction with DCC Waste Management, Parks and Housing.

### **Halloween Diversionary Activities**

As part of the Area's Halloween Diversionary Activities, the North Central Area Office organised a series of official fireworks events designed to be a safe alternative to bonfires and illegal firework. These events were co-ordinated by the Community Development Team in collaboration with Public Domain Section and Parks Department. These events take place in areas which have been selected on the basis of past experience, where there has previously been a high degree of Halloween related anti-social behaviour and bonfire activity. While the Community Staff are in attendance at all events on the night, it must be stressed that local involvement and advance planning is the key to their overall success and it is now our general policy that such events will only go ahead if there is a community partner. The co-operation and participation by the Gardaí Civil Defence and St. John's Ambulance has also proved essential for the safety and success of these events.

### **Halloween Education Campaign**

In advance of Halloween, Area Staff launched the "Keep it Green this Halloween" campaign. By the last week in October, staff delivered talks on Halloween destruction and fire safety to 5th and 6th class students in approximately 25 primary schools from North Central districts including Donaghmede, Darndale, Priorswood, Kilbarrack, Artane, Santry, Fairview and Raheny, using the Green Schools Programme as an effective tool to communicate the following:

- The negative impact that bonfires and illegal fireworks have on the environment, communities, green spaces, property, pets and wildlife
- Risk of serious injuries to those making and attending bonfires & using illegal fireworks
- The risk to the emergency services attending bonfires i.e., the Fire Brigade & Ambulance service, Gardaí, DCC, and also local the community
- The waste of financial resources used on the clean-up prior to and after Halloween
- The promotion and encouragement of safe alternatives – Dublin City Council official fireworks displays and parties in schools and local community halls

### **Area Clean Ups, Spring Clean and Team Dublin Clean Ups**

Approximately 55,000 blue bags were distributed by the North Central Area Office in 2018 to our residents and businesses for local and community clean ups. The collection of these bags is coordinated by Public Domain for each of the groups. This is a major workload each year, given the extent of the leaf fall in the North Central Area.

New numbered and clear bags were introduced in North Central Area.

Residents from Edenmore Environmental Group participated in World Clean-up day and workers at Eastpoint Business Park participated in the clean coast day along Clontarf Road and Alfie Byrne Road.

### **City Neighbourhoods' Competition**

This is a hugely important event where all residents and business associations work together to encourage people to improve their environment. It is the existence of an enthusiastic and effective City Neighbourhoods' Committee that improves our local areas and the quality of life of the residents and develops good relationships with the local authority, schools and other business associations.

<b>WINNERS LIST – RESIDENTIAL 2018</b>	
<b>Residential Area 1-150</b>	Newbury Enhancement Group
<b>Residential Area 151-300</b>	Rathvale RA
<b>Residential Area 300+</b>	Ard Na Greine RA
<b>Senior Citizen Complexes</b>	Glin Court Coolock
<b>Best Community Environment Initiative</b>	Aulden Grange Environmental Group
<b>Best Allotment</b>	St. Anne's Allotments
<b>Best Community Garden</b>	Belmayne Allotments
<b>Best Front Garden</b>	Grangewoodbine RA
<b>Mixed Use Street</b>	Raheny Tidy Village Group, Main Street, Raheny, D5.
<b>Best Open Green Space</b>	BRG Artane
<b>BUSINESS</b>	
<b>Best Urban Village</b>	Raheny Tidy Village Group
<b>Best Shop/Commercial Front</b>	Corrigan's Butchers Drumcondra
<b>Best Business Environment &amp; Sustainability Initiative</b>	Raheny Tidy Village Group for the Raheny way map
<b>SPECIAL</b>	
<b>Best New Entry</b>	The Copse, Drumcondra
<b>Endeavour Award-Most Improved Entry</b>	St. Anne's Court Senior Citizens
<b>Best Individual Contribution Award</b>	Susan Malone (DERA)
<b>Brian Scully Memorial Award (Local only)</b>	DERA Angela's Green
<b>Brian Scully Memorial Award (Local only)</b>	The Donahies (Howth View)
<b>Jim Lee Memorial Award (Local only)</b>	Darndale Park Renewal Group
<b>Team Dublin Clean Up 1st</b>	Edenmore RA
<b>Team Dublin Clean Up 2nd</b>	Raheny Tidy Village Group
<b>Team Dublin Clean Up 3rd</b>	Grangewoodbine RA
<b>SCHOOLS</b>	Scoil Bhride, Donaghmede

## **Community and Social Development 2018**

The Community and Social Development Team in the North Central Area in 2018:

- Played a key role in developing, supporting and sustaining community and voluntary activity.
- Worked hard to promote an active citizenship and social inclusion ethos in all community initiatives undertaken.
- Worked hand in hand with the various Dublin City Council Departments and Sections to encourage a partnership approach between Dublin City Council and communities in the North Central Area.
- Collaborated on an ongoing basis with local community and voluntary agencies and organisations and statutory agencies.

The Community and Social Development Team provided support, advice and assistance to the following local community groups/organisations in 2018:

- Residents Associations and Environmental Groups
- Active Retirement Groups
- Men's Sheds
- Disability Groups (Learning Disability/Autism/Mental Health)
- New Older Persons Council
- Youth Groups
- Mother and Toddler Groups
- Horticultural and Gardening Groups
- Scouts/Guides/Brigíns
- Arts Groups/ Photography Groups/Historical Groups
- Multicultural Groups
- Organisations working with families experiencing homelessness
- Safer Fora in the Area
- Summer Project Committees

The Community and Social Development Team promoted and developed the following citywide programmes/initiatives locally in the North Central Area in 2018:

- Dublin City's Age Friendly Strategy 2014 – 2019
- The Local Economic and Community Plan 2016 – 2021
- The Public Participation Network (PPN)
- The Comhairle na nÓg Initiative
- Historian in Residence Programme

The Community and Social Development Team worked in partnership with community groups and organisations in the delivery of the following events/activities in the North Central Area in 2018:

- Summer Projects (6 summer projects)
- Fun Days and Summer
- Activities (15 – 20 events supported)
- Walking Initiatives in parks in conjunction with the Sports Development Officer and historical walking tours (3 initiatives) (Age Friendly)
- Weekly walking programme in Stardust Park, Coolock (Age Friendly)
- Supported Weekly Park Run Initiatives in 3 local parks and couch to park run initiatives in 2 parks
- Art Exhibitions (2 exhibitions) (Age Friendly)
- Photography Exhibitions (2 exhibitions) (Age Friendly)
- Environmental Initiatives (2 plant sales, bulb distribution, approx. 25 groups supported)
- Social Inclusion Week September (6 events organised)

- Intergenerational art and culture events (Age Friendly; 2 events April and December, in collaboration with Dublin City University ( DCU) Age Friendly University and Vantastic)
- Ten Men Shed's supported with related activities on an ongoing basis. 3 new groups in 2018 including one Specialised Disability Shed
- Christmas Events (Christmas Festival Edenmore (Age Friendly), 2 Older Persons Christmas Dinner Events (Age Friendly), Christmas Parties at 3 Family Hubs, 4 additional initiatives supported)

The Community and Social Development Team organised the following large scale events in the North Central Area in 2018:

- Annual Variety Show in Parnell's G.A.A. Club (Age Friendly)
- Older Persons Christmas Tea Dance (Age Friendly)
- Bealtaine Art Exhibition (Age Friendly)
- Halloween Fireworks Displays in Kilbarrack, Donaghmede and Edenmore (3 fireworks displays in conjunction with a community group in each of these areas)
- Halloween Spooktacular Event in Marino (in conjunction with a local community group)
- Celebrity Football Match Event in Darndale
- Health and wellbeing Speed Networking Event for older Persons (Age Friendly, in collaboration with HSE)

The Community and Social Development Team administered the 2018 Community Grants Scheme /Informal Adult Education Grants Scheme and supported the 2018 LCDC Community Enhancement Funding Scheme

The Community and Social Development Team in 2018: -

- Promoted the use of Dublin City Council facilities in the North Central Area including parks (Park Runs, Maths Eyes Initiative), Recreational and Community Sports Facilities and libraries.
- Assisted with the development of community rooms/kitchen facilities in older persons' complexes and promoted usage.
- Assisted with the development of local facilities and worked with community groups to identify suitable facilities for their needs where available and practicable.

### **Special Projects**

### **Belmayne Allotments**

There are 112 allotments plots, 68 measuring 30sqm X 64sqm and 44 plots measuring 30sqm and 1 Community Garden, which are mainly designated for residents of the North Central Area. Over half the allotments were offered to local residents in the Belmayne Clongriffin Area. Some of our plot holders include Belmayne Educate Together NS, Donaghmede Men's Sheds, TARGET Gardening Group and Praxis.

From a social inclusion perspective, the allotments offer a marvellous opportunity for people to get together. Not only does it yield fabulous fresh produce, but it affords improved mental and physical wellbeing for all the community. It also offers a wonderful view and greening opportunity for nearby apartments.

Belmayne Allotments are managed by the North Central Area Office and 2018 was their fifth year. A committee was formed in 2017 by our allotment community and they have also organized many events throughout the year since their inception, including the highlight of 2018, their annual BBQ.

The allotments have also been very successful in both the local and city wide City Neighbourhoods' competition, winning best community garden in both.

### **Raheny Age Friendly**

The Age Friendly Village Plan was prepared in 2014 for Raheny in association with Dublin City Council, Raheny Business Association Raheny Gardaí, HSE, Kare Social Services, Raheny Tidy Village Group and the local community. With the assistance of local volunteers from Raheny, The Steering Committee of Raheny Age Friendly provide a tea/coffee, home baking and a friendly chat to all elderly residents in Raheny. The Community Club meet once a month in Cara Hall Raheny. It is an opportunity for elderly people to meet others in a friendly environment. The Club is held on second Wednesday of every month from 10.30am to 12.30pm and promotes a guest speaker to talk about interesting local topics. The guest speakers to date have covered a range of topics from health, legal and security matters. Residents from Killester and surrounding areas currently attend the Raheny Age Friendly and attend using the Vantastic Travel service.

Age Friendly Raheny organised a workshop in conjunction with Raheny Business Association and Homestead Senior Care workshop on Dementia Friendly Business. The workshop was attended by 30 local shops and business owners in Raheny.

Tree trips identified under the Walkability Study were dealt with in the past year. The footpaths that were uneven were removed and repaired. The dishing on footpaths in key locations were improved for wheelchair accessibility. The gradient on many of the safety ramps in the shops and Garda station has been improved. A new lift has been installed in the Super Valu Raheny.

### **The Junction**

The Junction is a local initiative, for local people and is a joint venture between Gannon Homes and Dublin City Council's North Central Area Office & will be operated by Dublin City Council under license agreement.

Former Ardmhéara, Mícheál Mac Donncha officially opened the new community facility in Clongriffin in May 2018. At the opening the former Ardmhéara said "well done to Gannon Homes & Dublin City Council for providing a much needed vibrant new facility to further community development in the area".

Aptly named "The Junction", the new community centre is ideally located at Unit 11 Station Square, Clongriffin, where the main street meets the train station. Building on the success of the pilot project, "the Hub" and the changing population profile, it has been identified that there is a huge demand for a local meeting space in the area and "The Junction" will meet this demand.

All applications are treated on their own merit, however, the unit is not available for use as a commercial undertaking or for rent. It is a community "not for profit venture", with no hire charge & preference is being given to people living in Clongriffin & Belmayne, who are not charging for their services (or are charging a very reduced nominal fee to cover their own insurance, as all applicants must have insurance, indemnifying Dublin City Council). We are also endeavouring to avoid duplication & to bring a wide diversity of activities to the area.

The community centre will be a socially inclusive space & will afford local residents & groups the opportunity to meet & hold meetings, classes & talks which will be of benefit to the whole community.

### **Sports**

The North Central Area Sports Team are busy throughout the year, delivering all sorts of sports programmes in schools & our local communities, everything from Bike Week, to the Cross Country Challenges, to being involved in the "Over the Line" project.

In 2018, they were involved in the schools' cross country event in St. Anne's Park as part of #GAGA (boys were also there to race separately). This event was just 1 in a series of organised sports programmes on December 5th & jointly delivered by Athletics Ireland & Dublin City Sports & Wellbeing Partnership

#GAGA was a series of sporting events taking place across the city on December 5th, promoted through a targeted social media campaign.



Participation rates for girls in sport are much lower than boys. Our aim is to promote & engage more girls in physical activity.

We hope to kick start this by delivering a campaign called GAGA- Get All Girls Active!

We estimate that approximately 400 girls and 350 boys took part in the 10 races from the schools listed below.

Primary Schools:

Scoil Catriona Coolock, Virgin Mary Boys Ballymun, St. Andrew's Malahide, Springdale NS Raheny, Star of The Sea Ringsend, St. Francis of Assisi, Belmayne, Belmayne Educate Together, St. Joseph's Coolock, Scoil Aine Raheny, Greenlanes Clontarf.

Secondary Schools:

Manor House Raheny, Holy Faith Clontarf, Clonturk Whitehall, Margaret Aylward, Whitehall.

**North West Area Office**

**St Finbarr's Court:**

Dublin City Council has put a plan in place to demolish the current St. Finbar's Court Senior Citizen complex and replace it with new buildings. The current design is to situate approximately 45 units for Senior citizens on this site.

In April 2018 the Area Office held discussions with City Architects on proposals for this site. It is intended that the demolition of the complex will commence in April 2019 and will take approximately 14 weeks to complete. It is anticipated to have the site completed by the end of 2020.

**Pyrite**

3 houses in Dunsink Avenue, 58, 60 & 62 have had to be vacated in order for remedial works to be carried out due to pyrite. The tender for these works went out on 28<sup>th</sup> May 2018.

Repair works have commenced on the dwellings that are affected in the Dunsink Avenue area. It has now also been confirmed that the 4 dwellings on Wellmount Road are affected by pyrite and the tenants will be contacted in relation to these works.

**Finglas In-Fill Housing Programme**

Over the last two years, a number of public and private houses and vacant sites were identified by the Finglas Area Office and the office has engaged with the owners and the Development Department to tackle these using a range of measures. Regular updates are given to the North West Area Committee Meeting.

1c Barry Avenue	CPO
9 Fairlawn Park	Sold at auction
25a Barnamore Park	Under investigation by Derelict Site Section
25 Barnamore Park	Under investigation by Derelict Site Section
66 Barry Park	Was acquired by agreement and will be in DCC stock
50 Berryfield Road	Was acquired by agreement and will be in DCC stock
58 Glenties Park	CPO
7 Barry Avenue	CPO
92 Kippure Park	Was acquired by agreement and will be in DCC stock
74a Rathvilly Drive	Improvements works ongoing, being monitored
116 Mellows Road	Improvements works ongoing, being monitored

**Housing Allocations**

Category	Housing		Transfers	
	FINGLAS	CABRA	FINGLAS	CABRA
Bands 2 & 3	16	4	11	7
Medical	5	2	2	2
Welfare	1	2	2	1
Homeless	10	3	0	0
Travellers	4	0	0	0
Transfer HAP	0	0	1	3
De-tenanting	0	0	0	0
Estate Management	0	0	0	0
Maintenance Grounds	0	0	4	3
Surrendering Larger	0	0	0	0
Unable to afford	0	0	0	0
<b>Total</b>	<b>36</b>	<b>11</b>	<b>20</b>	<b>16</b>

**83 Houses / Apartments have been allocated**

**Senior Citizens Allocations**

Category	Housing		Transfers	
	FINGLAS	CABRA	FINGLAS	CABRA
Bands 2 & 3	3	10	3	10
Medical	4	1	3	0
Welfare	0	0	1	2
Homeless	5	7	0	0
Transfer HAP	0	0	0	0
Travellers	0	0	0	0
Estate Management	0	0	0	0
De-tenanting	0	0	0	0
Maintenance Grounds	0	0	0	0
Surrendering Larger	0	0	0	2
Unable to afford	0	0	0	0
Financial Contribution	1	0	0	0
<b>Total</b>	<b>13</b>	<b>18</b>	<b>7</b>	<b>14</b>

**52 Senior Citizen units have been allocated**

### **Zenith Buildings**

A block of 6 apartments acquired under Part 5 at Royal Canal Park were allocated in September 2018.

### **Rapid Build Dwelling**

- **Woodbank Drive Site**

3 X 3 bedroom units were completed and allocated in September 2018

- **Rathvilly Park / Virginia Park Site**

7 X 2 bedroom and 6 X 3 bedroom units were completed and allocated in October 2018

### **Choice Based Lettings**

There were 7 houses and 6 Senior Citizens units advertised under the Choice Based Lettings Scheme.

### **Finglas In-Fill Housing Programme**

This programme was initiated in May 2017 due to complaints received from local representatives and local residents regarding the amount of private vacant/derelict properties/sites in the Finglas area.

During this time 16 properties were identified, 7 of which have been put into DCC stock. 3 are no longer being investigated.

11 sites were identified; discussions are ongoing with other departments of DCC and owners in developing these sites.

### **St Finbarr's Court:**

Dublin City Council has put a plan in place to demolish the current St. Finbarr's Court Senior Citizen complex (29 Bedsits) and replace it with new buildings. The current design is to situate approximately 45 units for Senior citizens on this site.

In April 2018 the Area Office held discussions with City Architects on proposals for this site. It is intended that the demolition of the complex will commence in June 2019.

### **Pyrite**

3 dwellings on Dunsink Avenue had to be vacated in order for remedial works, these works will be completed by the first quarter of 2019.

It was also confirmed that 4 dwellings on Wellmount Road are affected and these dwellings will also have to be vacated for remedial works in Q2 of 2019.

### **Scribblestown**

Part 8 of planning was approved for the development of 71 social units at Scribblestown Park and construction has now commenced. This development is a PPP.

### **61 and 63 Ratoath Avenue**

Planning permission was approved for the demolition of these 2 dwellings and replace with 6 X 1 bedroom apartments. It's anticipated that works will commence in Q2 2019

**Estate Management**

	<b>FINGLAS</b>	<b>CABRA</b>
No of Anti-social complaints per 1997 act - Drug Related	55	19
No of Anti-social complaints per 1997 act - <u>Not</u> Drug Related	42	14
No of other Complaints	268	184
<b>Total Complaints</b>	<b>365</b>	<b>217</b>

No of Anti-Social Interviews per 1997 act	26	10
No of Other Interviews	212	132
<b>Total Interviews</b>	<b>238</b>	<b>142</b>

No of Requests for mediation	2	0
No of Complaints referred to central unit for Action	9	1
No of Section 20 Evictions	0	1
No of excluding Orders applied for by Tenant	3	0
No of Excluding orders applied for by DCC	0	0
No of surrender of Tenancies due to Anti-Social Behaviour	0	0
No of possession application sent to Central Unit	1	0
No of Court Orders Granted	0	0
No of Appeals / Judicial Reviews Challenges	0	0
No of Warrants executed (Evictions)	0	0

## **Rents**

The Finglas Area Office continues to provide a rent assessment service for tenants living in the Finglas area.

<b>Finglas Rent Assessment</b>	
<b>Assessments</b>	1,400
<b>Permission To Resides</b>	58
<b>Refunds</b>	38

## **DUBLIN FIRE, RESCUE & EMERGENCY AMBULANCE SERVICE**

Dublin Fire Brigade (DFB) provides the function of the Fire Authority for Dublin City and County. DFB operates a 24/7 Fire, Rescue and Emergency Ambulance Service from 12 fulltime and 2 retained stations, an Emergency Communication centre, an Administrative HQ, a Fire Prevention and Enforcement Section, a Training Centre and a Logistics/Workshop centre. DFB provides emergency cover to Dublin City and County, a region with a population of over 1.35 million.

The East Region Communications Centre (ERCC) had a very busy 2018 and handled in excess of 185,000 emergency calls. The exceptional dry summer was a key driver for an increase in fire activity both in Dublin and Nationally. STORM Emma which saw large parts of Ireland covered by a snow storm at the start of March 2018 lead to the ERCC receiving a total 1705 calls over a 48-hour period. The main drivers for the additional calls were increase demand on ambulance services and multiple requests for the fire service to assist to rescue vulnerable persons stranded by snow. Halloween is typically the busiest day and night for processing emergency fire and ambulance calls and 2018 proved no exception

DFB's service provision covers incident types that you would expect, such as fires and road traffic collisions, but it is the breadth of incidents that DFB respond to which has changed significantly. It is no longer fire but road traffic collisions, flooding and water rescues, animal rescues, incidents involving chemical, biological or radioactive substance as well as search and rescue incidents to which DFB are increasing tasked. In 2018 there were 30,759 Fire & Emergency mobilisations.

All fulltime Firefighters are trained as Paramedics and rotate continuously between firefighting and Emergency Medical Service (EMS) duties. DFB's fleet of 12 emergency ambulances are each staffed by two paramedics available to respond 24 hours a day, 365 days per year. In addition, there are 21 frontline fire appliances with up to 120 paramedics available to respond on a daily basis. All fulltime Firefighters are trained to paramedic standard and are required to maintain Pre-Hospital Emergency Care Council (PHECC) registration as paramedic practitioners with 77 at Advanced Paramedic level. All retained firefighters are trained to Emergency First Responder level. Tangible clinical outcomes in 2018 illustrating the Fire Based Emergency Medical Service include:

- 57,170 patients treated and transported to hospital
- 3,670 critical medical incidents managed
- 398 cardiac arrests managed
- 164 STEMI (ST elevation myocardial infarction) patients, transported to a Primary Percutaneous Coronary Intervention (PPCI) facility within 90 minutes of having an ECG
- 406 FAST Positive Stroke patients transported to a facility that performs stroke thrombolysis
- DFB assisted in the delivery of 29 pre-hospital childbirths

DFB provides advice and guidance in all aspects of Fire Safety. The promotion of Community Fire Safety is a key facet of modern fire service operations. Dublin Fire Brigade works closely with the communities to make Dublin City & County a safer place to live, work and visit.

Community Fire Safety supported by all sections of DFB with different initiatives and programmes implemented throughout the community.

In 2018 the following was achieved:

- Station visits organised through local community groups
- Fire Station open days held at Rathfarnham with 5,000 visitors and Phibsboro with over 2000 visitors
- Community Fire Safety campaigns – Halloween, Christmas, New Year's Eve, Smoke Alarm Initiative, Message in a Bottle, Fire Safety for Kids, Fire Safety Art Competition, School visits
- 2018 Be Safe, Stay Safe Halloween programme reached 2,473
- General distribution of fire safety information in the Community using all means of communication i.e. social media, schools, local community centres/projects, media, area offices etc.
- 3rd class Schools programme included 2043 students

DFB initiate and maintain several other Community Safety and Engagement interventions which serve to enhance public safety awareness.

The Fire Services Act 1981 & 2003 and Building Control Legislation provide DFB with powers of inspection and enforcement. DFB inspect all types of buildings, except a dwelling house occupied as a single dwelling which is outside the scope of the Fire Services Act. DFB provides advice in relation to fire safety issues or where required utilise powers of enforcement such as Fire Safety Notices to prohibit the use of a building or part of a building until the deficiencies are remedied. DFB can also issue a Closure Notice for cases where a more immediate risk is considered and if required bring a case to the High Court to restrict the use of a building. DFB can also prosecute for non-compliance with fire safety standards or indeed non-compliance with the aforementioned notices.

In 2018, the output of the Fire Prevention Section included the following outcomes:

- 1,369 fire safety certificates processed
- 1,943 licence application received
- 2,009 fire safety inspections carried out
- 40 fire Safety Notices served on 2 different premises
- 2 Prosecutions resulting in one conviction and 2 closures of premises order by the courts.

DFB continues to utilise social media platforms, to engage with the public through messages relating to Fire Safety and Incidents attended where Fire Safety and awareness are highlighted. Fire Safety campaigns are also publicised. Social media platforms have grown in popularity with the public and are regarded as an essential process in delivering our Fire Safety message to the community, now and into the future.

Dublin Fire Brigade continues to research the use of drone technologies across many spheres of operations including fire prevention and operational intelligence gathering. This technology and research will be of great benefit to the fire service in many areas over the coming years

DFB Training Centre (O'Brien Institute): located on the Malahide Road is the largest fire training facility in Ireland. It facilitates training in many disciplines and provides expert tuition for both internal and external programmes. 2018 was a very busy year for DFB's Training Centre. 1 Recruit Class of 27 successfully completed their training and a further 48 completed their paramedic programmes in association with the Royal College of Surgeons Ireland. Approximately 12,000 training and instructor days were provided in the Training Centre with 1,322 of these external training days.



DFB ensures preparedness for a co-ordinated inter-agency response to major emergencies resulting from local, regional & National events, such as fire, transport accidents, incidents involving hazardous substances and severe weather at local and regional levels in line with the Framework for Major Emergencies. Most recently in light of the number of mass casualty incidents and terror attacks which have occurred across Europe, DFB in conjunction with the other principal responses agencies, An Garda Síochána and the HSE has attend Major Emergency Management (MEM) planning groups and organised exercises around such incident types. In 2018 DFB coordinated meetings and activities of the DCC Crisis Management Steering Group including carrying out a review of the Major Emergency Plan and Severe Weather / Plans. DFB has also played a major role in working with the East Regional Working Group to produce an Interagency Work Programme in line with the national work programme.

The Civil Defence assists the front line emergency services during time of natural disasters and/or major emergency situations. The Dublin Civil Defence Unit provides second line support to all local authorities in the region in the event of emergencies. The Unit also provides second line support to Dublin fire brigade and is involved in an ongoing basis in providing crowd control, Water Rescue, Fire Cover and Medical Support at a range of events throughout Dublin City and County. 2018 was an extremely busy year for Dublin Civil Defence with 343 community Events, 9 Search and Rescue operations (3 bodies recovered), and 442 Call outs for severe weather. Max – the Human Remains Detection (HRD) dog was called out on 23 different occasions in 2018 including a number of times to assist the Gardaí at crime scene.

Dublin Fire Brigade are proud and appreciative in having an excellent working relationship with multiple stakeholders and other Emergency Services, with whom we liaise and collaborate with on a daily basis. This interaction takes place through regular communication, coordinating on policy, agreeing Memorandums of Understanding and most importantly training and exercising together. The regular inter-Agency training ensures the most efficient resource deployment and simultaneous activity at operational incidents, which enhances our combined ability to respond to, and serve the community as effectively as possible.



## **ENVIRONMENT AND TRANSPORTATION**

### **City Centre Projects**

The Environment and Transportation Department (E&T) engages with the National Transportation Authority (NTA) and Transport Infrastructure Ireland (TII) with regard to the timely delivery of enabling transportation infrastructure. E&T's input to the corporate submission on the December 2018 Draft Regional Spatial and Economic Strategy (RSES) recommended that an inter-agency mechanism be put in place to prioritise infrastructure and to ensure its timely delivery.

The National Transport Authority (NTA) 2035 strategy as well as the City Centre Study forms the basis for projects in the city until 2019. Works are prioritised by senior management in the Capital Works Programme. Works are ongoing within the Grafton Street Quarter since 2013 funded by Dublin City Council Levies. Improvement works in the Chatham Street / Harry Street area were completed and improvement works will commence on Clarendon Street in early 2019.

Plans for enhancing the public realm at College Green were lodged with An Bord Pleanála in May 2017. An Bord Pleanála refused planning approval in October 2018. Revised plans are being prepared for a Civic Plaza at College Green with ancillary traffic management measures, taking account of the An Bord Pleanála decision and it is proposed to submit a new application to An Bord Pleanála in 2019.

Projects within the masterplan area are progressing. A proposal for public realm improvements to Liffey Street is currently in preparation and at pre-Part 8 circulation stage. New proposals for Cathedral Street and Sackville Place are also in preparation. The Grafton Street Quarter public realm projects are also progressing.

The city centre transport team are continuing to work on the numerous projects contained in the City Centre Transport Study including:

- College Green Plaza
- Suffolk Street
- City centre Signage
- Pedestrian safety

The delivery of the objectives within the City Centre Study is an important objective for this Department across a range of initiatives.

### **District Heating**

The Dublin District Heating System (DDHS) has progressed in 2018 and obtained an allocation of up to €20million grant for the DDHS from the Government's Climate Action Plan. It worked with the Department of Communication, Climate Action and Environment (DCCAE) and other Government Departments on the District Heating Working Group and procured a Consultant in May for the completion of a 'Delivery of Business Model and Engineering Review.

There was continued ongoing engagement with the City of Dublin Energy Management Agency (CODEMA) and in June 2018 the National Development Finance Agency (NDFA) was formally engaged as financial advisors to develop the optimal Business Delivery Model Strategy. This was advertised on e-tenders and OJEU (Official Journal of the European Union) for market interest in the project and received a number of positive responses.

Five DDHS Steering Group / Project Board meetings were held in 2018 and two reports were submitted to the Environment Strategic Policy Committee (SPC).

There was ongoing engagement with the public and private infrastructure finance markets to investigate funding arrangement for the DDHS.

In addition, there was ongoing liaison with crucial stakeholders such as TII / Dublin Port Company / Dublin Smart Cities and also with DCC projects such as Dodder Bridge, and the numerous Public Domain schemes, and also with developers ensuring new developments are 'District Heating enabled'.

Funding was also successfully obtained as a project partner for the Geo-Urban project which aims to identify and assess the deep geothermal heat reserves under Dublin City.

### **Waste Management**

In 2018 the Waste Management Section implemented area based cleaning as part of the ongoing implementation of the recommendations of the review of service delivery to optimize delivery of cleaning services in the city. A new fleet of compact street sweepers was introduced to replace the existing fleet.

The redevelopment of the Davitt Road depot was completed and the redevelopment of Herzog Park bring centre commenced.

124 Additional Solar Compactor bins were introduced into the city and the introduction of QR codes to all public litter bins has allowed over 70% of reports to be received via smartphone by Q4 2018. There were over 18,000 service requests dealt with by the Department in 2018 and 3298 community clean ups were supported throughout the city.

1608 requests for bulky household waste removal services were completed in 2018 (an increase of 42% over 2017).

600 bonfire stockpiling complaints were attended to and in conjunction with the Parks and Area Departments over 600 tonnes of material was diverted from bonfires during Halloween response activities.

The Team Dublin Clean Up was run for a third year and is now in place on the same day as the Canal and Dodder clean up days and in 2019 will include the 4 Dublin local authorities.

The Environment & Transportation Department took part in the 2018 Anti-Dumping initiative funding area based initiatives in the South Central, Central and North West areas and a mattress amnesty day at Ringsend Civic Amenity site. 7 pocket gardens were created in the Ballymun area as a result of this initiative.

407 entries were received into the city neighbourhoods awards.

The Waste Management Department has introduced the use of social media to promote and provide services at @dubcityenviro.

The Department ran two media campaigns using traditional and social media advertising highlighting environmental issues around disposal of cigarette litter and promoting reusable cup usage.

### **Flood Defence**

Dublin City Council's Flood Advisory Group met on numerous occasions throughout 2018 to monitor forecasting systems (weather forecasts, weather warnings, telemetry, rain gauges, coastal flood forecasting), analysing and interpreting the information from these systems to determine the potential impact of possible flood events and the level of flood warning required to be issued and advise on the implementation of an appropriate action plan.

The Dublin City Rainfall System was further enhanced in 2018. To date there are 24 rain gauges, 4 weather stations, 3 trash screen cameras and 24 rivers, tide and sewer level gauges.

Flood Alleviation Schemes as detailed in the Council's Capital Programmes 2017-2019 are ongoing throughout 2018 and will continue into 2019.

Dublin City Council Direct Labour Crews continue to carry out small flood alleviation works and respond to coastal flooding and rainfall event.

Flood Resilience Actions were included in the Climate Change Action Plans across the 4 Dublin Local Authorities.

### **Parking Policy and Enforcement**

In excess of 35,000 additional motorists signed up to the Council's Cashless Parking payment service, Parking Tag in 2018 bringing the number that have signed up to the service since its introduction to over 210,000 with 4.9million cashless transactions completed in 2018. Just over 230,000 transactions were made using the once off payment facility, charging directly to mobile or debit/credit card. Over 74% of all Parking Tag payments were made through the Parking Tag App.

12,675 Resident parking Permits were issued in 2018 with over 266,000 Visitor Parking permits also issued.

43,103 of all parking events resulted in enforcement action with 41% of all enforcements for traffic related offences. Almost 6% of all enforcements were appealed with 32% of those, or 811, appeals upheld receiving a full refund.

There were a total of 600 new Pay and Display Ticket Machines introduced on-street by the end of 2018, 100 of which accept coin or debit/credit card payment for parking

### **Luas Cross City**

Following on from the start of passenger service for the Luas Cross City route a number of changes have been implemented in relation to traffic signals for both the Luas and other public transport providers such as Dublin Bus. The Council's Luas Cross City Liaison Office continued with its role of maintaining progress on the scheme whilst minimising the impact on the city.

### **Transportation Asset Management System (TAMS)**

Throughout 2018 there continued a process of transition from project implementation to System Support which included the establishment of a TAMS Support Unit to work in partnership with the E&T Local IT Unit in supporting users, manage the System and implement changes and upgrades as required.

During 2018 the Support Unit staff carried out numerous training session with users including one to one sessions aimed at getting feedback and helping users gain a better understanding of how best to use the System. During 2018 Sections using the System extracted a range of performance metrics from the System to aid them with reporting against the newly introduced Service Delivery Plan. The TAMS Support Unit has developed over the last year considerable competence in using and understanding the System and are now capable of dealing with many issues without the need to revert to the System supplier for assistance. The bedding in of the System and on-going continuous improvement and development is a key objective which the Support Unit will focus on throughout 2019 including the development of a Strategic Asset Management Plan for the E&T Department using the TAMS System.

Road Maintenance Services used TAMS to record customer service requests, record defects/ hazards on the road network and to prioritise, record and manage workflow. A total of 12,061 customer service requests were recorded in 2018 with 4,854 defects/ hazards recorded and prioritised for repair, 4,517 defects/hazards repaired/made safe, 5,562 jobs completed by direct labour and 578 critical (priority 1) defects/ hazards on the city's road, footpath and cycling network repaired/ made safe within 24hrs.

Further reviews of the TAG system were introduced in 2018 with a view to streamlining the processes. New 'Neighbourhood Schemes' procedures were also introduced and will begin to be rolled out in 2019.

### **Roadworks Control**

All works by utilities on public roads require licensing by Dublin City Council. In the course of 2018, some 12,471 individual licences were granted by the Council subject to conditions. All sites were monitored by the Council's Roadworks Control Unit and appropriate action was taken where breaches of licence conditions occurred. This work is ongoing.

### **Street Furniture**

Street furniture licences are granted in areas where sufficient space exists to accommodate tables and chairs etc. without impeding pedestrian flow. Compliance inspection hours have been extended. In 2018, 175 Street Furniture Licences were renewed with 19 new Street Furniture Licences being issued and a total of 1,316 premises were inspected.

### **Air Quality and Noise Monitoring**

The Traffic Noise & Air Quality Unit continues to operate and support the Dublin City Council real-time noise monitoring website and associated twitter account which tweets ambient sound levels from its monitoring sites, on the hour every hour. Real time ambient sound levels can be accessed on this site, by the public.

Air quality monitoring indicates EU air quality standards are being complied with in Dublin. During 2018 Dublin City Council continued an ongoing study with the EPA to identify potential locations for additional air quality monitoring stations in the city. As a result of this ongoing study new monitoring stations have been established in St. Anne Park Raheny, and at St Johns Rd. Rd. West. Islandbridge. Further sites for additional monitoring locations are under active consideration for 2019.

Works to upgrade existing monitoring stations has also continued and these upgrades now provide the capacity to report on air quality on a continuous basis in real time to the public.

The proactive enforcement of air quality standards has resulted in 92% of air pollution complaints open in 2018 being resolved and those cases still open are under active investigation. There was a significant decrease in air complaints received during 2018 compared to 2017 (149 versus 204 in 2017).

### **Noise Action Plan**

A review of the Noise Action Plan 2013-2018 was completed in 2018 and a revised Dublin Agglomeration Noise Action Plan was put out to public consultation and finalised. It is to run from December 2018 to July 2023. Chapter 4 Volume 1 of this plan sets out the review of the previous plan and the progress made in the implementation of the previous plan. Chapter 7 sets out the noise mitigation and protection measures to be pursued under the new revised plan.

### **Regional Waste Management Plan**

The Eastern-Midlands Region (EMR) Waste Management Plan 2015-2021 provides a framework for the prevention and management of waste in a sustainable manner in Dublin City Council and the 11 other Local Authorities in the Region. Dublin City Council, as the Lead Authority for Regional Waste Management Planning, are overseeing the implementation of the Eastern Midlands Regional Waste Management Plan 2015-2021. Some of the key activities undertaken by the Regional Office in 2018 included the National Awareness Campaigns (Brown Bin, Dry Recyclables), National Reuse Month, Conscious Cup Campaign to encourage elimination of single use coffee cups, a programme to advance remediation of historic landfills, a tyre clean-up programme and a National Hazardous Waste Collection Scheme

The National TransFrontier Shipment Office (NTFSO) carried out in excess of 2,250 inspections in Ireland by a dedicated enforcement team. Inspections were carried out at roadside checkpoints, port inspections, waste facility inspections and spot checks, waste transfer forms inspections, brokers and dealer's verifications and brokers and dealer's audits. The Administration team ensures that annual exports of 1,650,000 tonnes of waste to Europe and Asia are in compliance with strict regulatory rules.

The NTFSO also works with other agencies such as the Environmental Protection Agency (EPA), DCCAE, IMPEL (European Union Network for the Implementation and Enforcement of Environmental Law), EUROPOL (European Union Agency for Law Enforcement Cooperation), Local Authorities and the Gardaí and liaises with Customs and Port Authorities, the Northern Ireland Environment Agency (NIEA) and other competent international authorities. The NTFSO also reports to the National Waste Enforcement Steering Committee Chaired by the DCCAE.

In 2018 the NTFSO were nominated the lead authority for a European project on the Effects of the Chinese Import Ban on the Environmentally Sound Management of Plastic Waste. The NTFSO partook in a further

European wide month of action led by INTERPOL targeting waste crime. The NTFSO continued to assist the Waste Enforcement Regional Authority in carrying out multi-agency operations against suspected waste categories.

The NTFSO were also a part of an EU Evaluation Report on the Eight Round of Mutual Evaluations 'Practical implementation and operation of European policies on preventing and combating Environmental Crime' along with The DCCAE, EPA, the Gardaí, Dept. of Justice and the Waste Enforcement Regional Lead Authorities.

The NTFSO continues to partake in the IMPEL Enforcement Network and is represented at the EU Basle Convention. The NTFSO have worked closely with the DCCAE on Brexit preparations and have notified all stakeholders of changes in the event of a no deal withdrawal. Information is posted on the NTFSO website.

### **Waste to Energy**

Works were completed and the Waste to Energy facility opened in 2017. The Community Gain Liaison Committee (CGLC) continued issuing grants throughout 2018.

### **SLA Operations and Maintenance**

The Environment & Transportation Department and the Service Level Agreement (SLA) Unit in 2018 continued to ensure that there is a long term relationship between the City Planning Authority and Irish Water in order to ensure continued investment in water and wastewater infrastructure for the City. Commitments are being delivered in accordance with the SLA and this will continue into 2019.

During 2018, Water Services continued to report on all Planning Applications and advise the Planning Department on the appropriate decisions to ensure the implementation of DCC policies in relation to Sustainable Urban Drainage Systems (SUDS). Water Services section continued to work with our colleagues in Housing and Parks to implement SUDS solutions across all DCC owned housing sites. Water Services also contributed to the Dublin Climate Change Action Plan 2018.

First steps were taken during 2018 to establish a more cohesive Departmental approach to Water Framework Directive (WFD) matters, joining the Planning & Development function to the WFD and Flood Management function.

### **Cycling Initiatives**

The first stationless bike hire scheme was launched in May 2018. Bleeperbike currently has a fleet of 450 hire bikes throughout the City with almost 200,000 journeys completed in the first 6 months of operations. The scheme will be further extended in 2019 with the introduction of electric bikes.

An additional 967 Sheffield stands were rolled out in 2018 providing parking for over 1,900 bikes. Additional cycle parking facilities will continue to be rolled out in 2019.

Further to the announcement in April 2017, after a successful bid to host the Velo-city 2019 cycling conference, preparation for the event to be held in Dublin in June 2019 have continued throughout 2018. The Velo-city conference series is the European Cyclists' Federation (ECF) annual global cycling summit organised by the ECF and selected host cities. Velo-city conferences are widely considered as the premier international cycling conferences and serve as an opportunity to influence decision makers and act as an information platform. Dublin City Council will host the Velo-city 2019 International Cycling Conference in the Convention Centre, Dublin from the 25th to 28th June, 2019.

During 2018 the following was achieved:

- The NTA conducted a full review of all options considered for the Liffey cycle route with a view to presenting DCC a preferred option in Q1 of 2019
- Clontarf to City Centre- Consultant working on the detailed design. Ground Investigation contracts to be issued early 2019

- Dodder Greenway – an extensive public consultation on the emerging preferred option was completed and the route drawings were being finalised in 2018 with a view to presenting the recommended route to the steering group in February 2019. Tender documents and drawings being finalised for the section of the greenway being advanced separately linking Herbert Park and Donnybrook Road
- Sutton 2 Sandycove route. Works completed including alterations to wall height locally. Snagging and alterations to driveway widths ongoing
- Finalisation of the design of the Royal Canal Cycle and Pedestrian Route Phase 2 and Phase 3. Phase 2 Contract awarded with contractor on site late 2018. Phase 3 tendered with contract to be awarded Q1 of 2019
- Royal Canal Cycle and Pedestrian Route Phase 2 and Phase 3 moved to construction stage

Through the development management process, the Transportation Planning Unit has secured the setbacks and reservations on private development lands to facilitate the provision of planned cycle routes. .

### **Water Framework Directive**

The Central Laboratory is accredited to test relevant environmental parameters (chemical and microbiological) in surface waters including routine and investigative monitoring of rivers and streams, licensed trade effluent discharges to waters and bathing waters. Water quality status reports are provided regularly for all sampling locations and the laboratory holds a large archive of historic data. During 2018, over 4,000 samples were tested for Dublin City Council.

A total of 130 complaints were received by the Water Pollution Section in 2018 and every one was investigated and closed off.

The Pollution Control section monitors water quality of six rivers (Liffey, Dodder, Tolka, Camac, Poddle and Santry) by sampling each one on a monthly basis at various designated locations. Additional river sampling is carried out for the purpose of ongoing assessments under Water Framework Directive criteria.

It also monitors bathing water quality at three designated bathing areas (Dollymount, Sandymount and Merrion Strand) by taking 20 samples at each beach during the bathing season, June to mid-September. It manages and responds to bathing water incidents when they arise, by notifying the public via the DCC and Environmental Protection Agency (EPA) websites and by placing notices on beaches.

As a further measure to protect quality of surface waters, around 7,000 domestic dwellings / commercial premises are inspected each year for drainage misconnections. It regulates the discharge of trade effluent direct to waters or via surface water sewers by issuing and monitoring discharge licences under the Water Pollution Acts.

### **Climate Action Plan**

The Dublin Metropolitan Climate Action Regional Office (CARO) was established in late 2018 with Dublin City Council as the lead Authority. The City Council, together with CODEMA (City of Dublin Energy Management Agency) prepared a draft Climate Action Plan in 2018, which sets out the role that the City Council has in responding to the present and future, climate change risks facing the region and the actions that are being taken to achieve climate resilience. The draft plan went to the City Council in Q4 and is going to public consultation on the 11<sup>th</sup> February 2019.

### **Pedestrian Priority Initiatives**

The Heart of the City, the public realm masterplan for the city core aims to provide a pedestrian friendly city core with more space and more route options for pedestrians in the city centre. Implementation of the masterplan is ongoing. The Promotion team works in partnership with Green Schools to address barriers



identified by children to walking to school. During 2018, the Environment and Transportation Department proactively improved routes to several schools to include improved crossing facilities, signage and line markings.

The Traffic Management Section continue to prioritise pedestrians and have installed numerous additional pedestrian crossings in 2018. In addition, there will be a phased introduction of longer crossing times at pedestrian crossings to ensure that the needs of the aging population are also respected.

The construction of the Chatham Street /Harry Street Area Improvement scheme commenced in Sept. 2017 and will be completed in early 2019. The improvements provide flush wall to wall granite paving and wider footpaths. The existing red brick paving had fallen into a state of disrepair and was removed & replaced with new granite paving as part of the scheme.

Part 8 planning approval was granted for the improvement of Clarendon Street / Clarendon Row in Oct. 2017. Due to a significant site development affecting Clarendon Row, which commenced in 2018, it was decided to postpone improvement works on Clarendon Row pending the completion of this development and to proceed with the improvements to Clarendon Street. These improvement works will commence in early 2019. This scheme will have flush paving and wider footpaths along most sections of the street to facilitate pedestrians & shoppers within the Grafton Street Quarter.

The pedestrian network and walking facilities are continually improved through the development management (planning application) process whereby buildings are set back to widen footpaths, sites are designed to provide for increased permeability and pedestrian crossings are provided as part of new developments. Road Maintenance Services repaired and/or reconstructed 9km of the city's footpaths. Also the Crumlin Village Improvement Scheme works completed. Both Francis Street and Castle Street had Part 8s completed and design commenced.

### **Roads Maintenance Services**

Road Maintenance Services (RMS) managed an investment of €12.276 Million in contract works to enhance the city's road infrastructure.

These works included;

- Permanently reinstated 1,991 utility openings in the road network; and
- Carried out over 30,000 inspections of reinstatements carried out by Utilities in the road network
- Repaired/ made safe a total of 4,517 defects and hazards on the city's road, footpath and cycling network.
- Repaired/ made safe a total of 578 critical (priority 1) defects/ hazards on the city's road, footpath and cycling network within 24 hours of the defect/ hazard being recorded.
- Scour repair works were carried out on:
  - Spencer Dock Quay Wall
  - Ringsend Bridge
- Special Inspections were carried out on:
  - Matt Talbot Memorial Bridge
  - Butt Bridge
  - Ringsend Bridge

Ongoing maintenance and repair works on other bridges included steel & concrete repairs, parapet repairs, scour repairs, painting and removal of love-locks. Testing of decking materials to improve slip resistance on the Liffey Boardwalk were carried out.

Contract works carried out in 2018 included:

- 16.9km of the city's road network being resurfaced and/or reconstructed.
- 9km of the city's footpaths being repaired and/or reconstructed.
- The Grafton Street Quarter improvement works in 2018 included:
- Chatham Street, Harry Street, Balfe Street, Chatham Lane and Swan Lane were all upgraded
- Works included a bespoke design in front of the Westbury Hotel.
- Design of Clarendon Street completed.

The Docklands Bridges progressed as follows:

- Dodder Public Transport Bridge: Site Investigations complete and preliminary design progressed.
- Blood Stoney Pedestrian & Cycling Bridge: Site Investigations complete and preliminary design progressed.
- Point Pedestrian & Cycling Bridge: Brief prepared for design consultant.
- Spencer Dock Pedestrian & Cycling Bridges: Part 8 complete.

Major Road Schemes:

- Belmayne Main Street: Part 8 complete
- Sillogue Infrastructure: Part 8 complete
- Balbutcher Lane: Design complete

### **Transportation Planning & Smart Initiatives**

The Transportation Planning team works closely with the Smart City team and external stakeholders to develop innovative approaches to transport and to develop applications for new technology in the transport area. In 2018, the team partnered with Smart City and Enterprise Ireland to continue to support the SBIR (Phase 2) Cycle Challenge process. This encourages entrepreneurs and innovators to find solutions to city challenges. The team continued to work closely with the SBIR (Small Business Innovation & Research) teams to apply their innovative technology to Green Schools.

During 2018, the Transportation Planning Unit engaged with stakeholders and service providers in the context of shared mobility and to explore new initiatives.

In 2018 the Environment & Transportation Department successfully completed the H2020 EU project VAVEL (Variety, Veracity, Value; Handling the Multiplicity of Urban Sensors) along with partners in Warsaw Athens and companies such as IBM and Orange. The Department is currently engaged on the BE Good project (Building an Ecosystem to Generate Opportunities in Open Data) with cities such as Glasgow and Orléans.

The EU H2020 project Handshake has just commenced and in conjunction with Copenhagen, Munich and Amsterdam, Dublin will aim to learn and share with other cities how to grow cycling and more sustainable forms of transport.

During 2018 Dublin City Council continued to support the ISCAPE project (Improving the Smart Control of Air Pollution in Europe) with the co-location of ISCAPES air monitoring sensors with the Dublin City Council's air

monitoring network in order to test their capabilities. Dublin City Council has also supported the development of The ISCAPE Dublin Living Lab which aims to enhance the dialog between different stakeholders and ensures that people's voices are heard to generate solutions that address such problems as air quality and climate change. Dublin City Council also helped in the production of learning resource material called the 'Air We Breathe' aimed at primary school children.

The ISCAPE project is due to end in September 2019.

## **PLANNING AND PROPERTY DEVELOPMENT**

2018 saw a continuous rise in work for the Planning and Property Development Department as policies and initiatives were brought forward to drive regeneration, but also to have the resources and structures in place to manage the upturn in the economy and address the housing crisis.

### **The City Development Plan 2016 - 2022**

The new City Development Plan contains a core strategy to provide for a compact connected city of neighbourhoods. The population of Dublin city has grown from 506,000 in 2006 to 553,000 in 2016. Evidence of significant population growth in some parts of the city, in particular the new docklands area, suggests that the city's policy of consolidation is having a positive impact.

The new City Development Plan provides the spatial content for an increase in the city's population of approx. 60,000 by 2022, with associated employment and social infrastructure. Strategic Development and Regeneration areas (SDRAs) are proposed, together with a number of Local Area Plans (LAP's) and a new Strategic Development Zone (SDZ) for Poolbeg West, all to provide for quality neighbourhoods, in accordance with the new National Planning Framework 2040.

Growth areas have been identified in Poolbeg West, environs of St. James' Hospital and Cherry Orchard, for which LAP's/SDRA's have been prepared and are nearing process completion. A new suite of economic policies are set out in the plan, including recognition of cruise expansion, health sector and third level education as drivers of the city economy. 18no. SDRA's, 7no. LAP's, 1no. SDZ and 31no. Local Environmental Improvement Plans (LEIP's) have been identified in the plan. A detailed study of Z6 and Z7 zoned lands took place through 2018 and has reached completion, with a series of significant recommendations for the City. Work on preparing this series of new plans and studies is now well progressed, with implementation now the focus, ensuring the transformative effect on the quality of the capital city sought will be delivered.

### **Local Area Plans/SDZ's and Other Plans**

The Dublin City Development Plan sets the strategic context for the preparation of a number of Local Area Plans, Architectural Conservation Areas (ACA's), Local Environmental Improvement Plans (LEIPs) and other local planning initiatives. These plans facilitate the sustainable development of substantial brownfield sites and areas in need of regeneration. The plans involve extensive local consultation and the engagement of elected Members. They also set out the desirable framework for future development and the promotion of economic, physical and social renewal through the development process

### **Progress in 2018**

- Following its adoption in 2014, implementation of The North Lotts and Grand Canal Dock SDZ Scheme continued during 2018, with DCC as Development Agency. The majority of the area has already been developed, yet a small number of 'city blocks' remain undeveloped, most being the subject of ongoing planning/preplanning work. In relation to two planned pedestrian bridges across the River Liffey set out in the scheme, an amendment was submitted to An Bord Pleanála seeking relocation of these. A split decision was issued. In December, ministerial guidelines on 'Urban Development and Building Heights' were published which included a specific requirement that all adopted planning schemes be reviewed in relation to height. This work is commencing.
- Work continued on the preparation of a new LAP for Cherry Orchard/Parkwest, with extensive public consultation conducted in the early stages of plan preparation and a draft now almost finalised, which will make available new land for social and affordable housing in the area. The Council received approval from the Affordable Housing: Serviced Sites Fund run by the Department of Housing, Planning and Local Government for an affordable housing sites in the LAP area at a site to the south of the hospital capable of providing for 215 no. units. This funding is to provide enabling infrastructure to facilitate the delivery of affordable housing. Approval was received in December 2018.

- The Naas Road and the Clongriffin/Belmayne LAPs continue to be implemented, with new permissions granted and construction underway for housing in a number of locations. A Part 8 permission was prepared and granted in 2018 for the completion of Main Street. An urban design framework for the Belmayne core area was prepared and is now complete, informing the final stages of implementation of the LAP. An application was made for URDF funding which was approved in 2018 studies to provide a framework for the regeneration of the Naas Road/ Kylemore Road area which is subject of one current Local Area Plan and for future statutory plans in the area.
- The Grangegorman SDZ Scheme continues to scale up the volume of development with a number of large quadrants now under construction. Pedestrian and cycle access is now provided from the new Broadstone entrance with all major construction work complete and contracts are imminent regarding the final finishing of the plaza. New purpose build student accommodation to serve the University is also being provided on and off campus.
- An LAP for Ballymun continues to be managed and implemented by the Planning team to complete the regeneration of the area. A retail study and a Recreational Audit was carried out which assist with the implementation of the new LAP, including the provision of circa 2,000 new homes. A number of new permissions for development- housing and retail- have been granted and work is commencing. The Council received approval from the Affordable Housing: Serviced Sites Fund run by the Department of Housing, Planning and Local Government for two affordable housing sites in Ballymun- (a) Sillogue = 83 no. units and (b) Balbutcher = 74 no. units. This funding is to provide enabling infrastructure to facilitate the delivery of affordable housing. Approval was received in December 2018.
- The Poolbeg West SDZ was designated by Government in May 2016. Following the drafting and publication of the draft scheme, it was appealed to An Bord Pleanála, and an oral hearing was held in April 2018. Further to this, the Board requested further information/details in relation to the scheme, and this material was prepared and returned to the Board in November 2018. DCC now awaits the final decision from the Board.
- Dublin Housing Taskforce (Construction 2020 Initiative): The Planning & Property Development Department has been in collaboration with the other Dublin Local Authorities, National Asset Management Agency (NAMA), and the DHPLG to expand the supply of housing in the city. Quarterly reports are now produced to enable trends to be analysed and acted upon. There has been an increase in the number of sites with permission in 2018, however the impact of the changing apartment sizes and heights has had a slight negative impact on the commencement of new sites during the year as schemes were revised to reflect the new Guidelines.
- The Z6 and Z7 study was undertaken through 2018, involving a detailed survey and assessment of all 90 sites. The purpose of the study was to examine the most appropriate policy and zoning response following a detailed examination of the lands, having regard to the future needs of the city. A significant amount of work was undertaken in researching each site including inter alia, its planning history and that of the adjoining lands, flood risk, current uses and access issues. This study is now almost finalised and the second phase will continue in 2019.
- The Just Eat dublinbikes scheme performed well in 2018, passing the 25 million-journey mark in September. A number of new stations were added to the network over the summer with the support of the National Transport Authority. The scheme catchment now extends to serve Grangegorman Campus and environs, providing a quality sustainable transport choice for residents, students and workers in the area. The

scheme will celebrate its 10<sup>th</sup> birthday in 2019 and this will coincide with further capacity extension to support the operation of the popular scheme.

## **Heritage**

The heritage of the city continued to be promoted during 2018. The preparation of an Architectural Conservation Area (ACA) for Temple Bar, adjacent Liffey Quays and Dame Street is progressing. The Georgian Squares Adaptive Reuse Guidance document has been completed and is being prepared for publication.

- 7 structures/buildings were added to the Record of Protected Structures.
- €298,000 in grant funding was awarded to 52 projects under the Built Heritage Investment Scheme 2018, as well as €74,000 on 4 projects under Structures at Risk Fund.
- Works commenced in 2015 are continuing at St James's Graveyard, a National Monument, to continue conservation works to the memorials, to provide limited access, improve presentation and raise awareness, as part of a 'masterplan' led by Parks & landscape Services Division.
- Works at St. Luke's Churchyard and Public Park (commenced in January 2017) are nearing completion, with finalisation of outstanding works to the graveyards and final landscaping works to the publicly accessible pocket park.
- Following a major conservation programme in 2016/2017, the Tenement Museum Dublin opened its doors on the 14<sup>th</sup> September 2018.
- Professional advice has been commissioned and monitoring is underway in relation to the carrying out of repointing works on the City Wall at Wood Quay Venue.
- Installation of Wood Quay Exhibition. Works currently at Scheme Design Stage. City Archaeologist preparing content subject to scheme design agreed.

## **Planning Applications, Enforcement and Building Control**

In 2018, Dublin City Council's Planning Department dealt with the following:

- 2,820 valid planning applications and the number of applications decided was 2,711.
- 1,198 new complaints were dealt with in respect of unauthorised developments in the city.
- 1,364 Commencement and 7 Day Notices were registered and there were 558 Disability Access Cert and Part M applications.

## **Your City Your Space; Dublin City Public Realm Strategy**

The Dublin City Public Realm Strategy published in 2012 and reviewed in 2015/2016 instigated a master planning exercise for the central business core of the city to include the civic spine as an initial geographical area. Implementation of the Strategy is an objective of the Dublin City Development Plan 2016 to 2022. The City Centre Masterplan was published in 2016 in order to set out a clear ambition for the public realm of our capital city. It brings forward recommendations and identifies key linking projects for the betterment of the city and its citizens and visitors experience. This Masterplan defines approach, objectives and priority projects for the revised Your City Your Voice; Dublin City, Public Realm Strategy. An ambitious project program is proposed which aligns to the City Development Plan in its focus over the next 20 years; the period of the next three City Development Plans.

17 of the 21 Projects in Phase one are now commenced or have been brought to sketch design stage so as to clearly demonstrate our vision for the city core. These include upgrades to Wolfe Tone Square, Liffey Street Upper and Lower, Temple Bar Square. The Public Realm Working Group continues to input and guide these projects through to construction phase. The phasing or order of delivery as set out may change, depending on national projects, and the availability of financial and human resources with a view to keeping the city moving and maintaining the economic life blood of the retail core. Implementation of the Strategy is an objective of the Dublin City Development Plan 2016 to 2022.

### **Development Contributions**

The Dublin City Council Development Contribution Scheme resulted in €41m being collected in development levies towards public infrastructure and facilities benefiting development in the city, and that is provided, or that is intended will be provided, by or on behalf of the City Council.

The current Section 48 Scheme “The Dublin City Council Development Contribution Scheme 2016-2020” was adopted by the City Council in December 2015 and applies to all planning permissions granted after 1<sup>st</sup> January, 2016.

### **Property Section**

The City Estate comprises approximately 2,600 leases, which currently generate an annual rental of €5.5m approximately.

The Property Acquisition and Disposals Sections actively engage with DCC Departments and private developers to maximise the use of development land in the City.

### **Progress in 2018**

- Management of Ballymun Regeneration Ltd. (BRL) Commercial Leases transferred to Development’s Property Management and the integration of the commercial rent accounts with the existing DCC property portfolio was completed.
- Rationalisation programme to reduce the number of actively managed leases continues.
- Continued promotion of disposal of Domestic Ground Rents.
- Active engagement with bad debtors to reduce arrears by means of instalment agreements.
- A small number of cases referred to Law Department for issue of legal proceedings
- Disposal of a number of high profile development sites close to the City Centre.
- Compulsory Purchase Orders in preparation for a number of strategic sites.

### **Active Land Management Unit**

#### **Derelict Sites**

Derelict sites visually impact negatively on the surrounding area, give out the impression of an area deteriorating and are a magnet for antisocial behaviour and take valuable housing stock out of circulation.

The Council through the effective exercise of the legislative provisions in the Derelict Sites Act 1990, proactively strives to achieve the eradication of dereliction in the City and the return of derelict sites to active use. The pursuit of an ongoing acquisition strategy, since 2017, is a key part of the Council’s Active Land Management Initiative, which aims to eradicate underutilised, vacant and derelict lands and buildings in the city. The Council however will only acquire compulsorily as a last resort in circumstances where all efforts to secure the carrying out of improvement works by property owners have been exhausted. In determining



what sites to acquire, the Council prioritises those properties which can be most readily reinstated to active residential use.

In 2018, the Council acquired compulsorily six derelict properties that were entered on the Derelict Sites Register, which brings to seventeen the total no of derelict sites acquired compulsorily since 2017.

The six properties acquired in 2018 were retained by the Council under the control of the Housing & Community Services to be used for social housing purposes. Many of the properties have been completely refurbished and rendered non-derelict and are now occupied or are currently undergoing refurbishment.

The Council initiated the compulsory acquisition of a further six derelict sites in 2018. The compulsory acquisitions of two of these sites were the subject of An Bord Pleanála oral hearings in October 2018 following which the Council secured the Bord's consent to the compulsory acquisition of both properties. The vesting process was initiated in December 2018 and will complete in 2019. Objections were received from the owners of the remaining four sites and on the basis of the objections received the Council made an application for the consent of An Bord Pleanála to the acquisition of two sites and deferred the acquisition of the other two sites.

The number of derelict sites acquired is just part of the story, the Council has experienced that in the face of compulsory acquisition some sites have been rendered non-derelict and removed from the Derelict Sites Register, owners are actively seeking planning permission or have obtained planning permission for redevelopment, derelict sites have been placed on the market and are at varying stages in the sales process, which offers the prospect that they will be redeveloped and returned to active use. Five derelict sites were acquired by the Council, by agreement, for social housing purposes in 2018.

### **Strategic Property Acquisitions.**

The identification of strategic acquisition opportunities is another important key part of the Council's Active Land Management Initiative. The acquisition of property that is determined to be strategically important for the City to acquire enables the Council to take a leadership role in the type of development which occurs on the site and also act as a catalyst for further development. A Compulsory Purchase Order (CPO) was made for a strategic site at Chapelizod Village in December 2018 (Main Street Chapelizod Area Compulsory Purchase (Residential / Commercial Development) Order, 2018) in order to facilitate the redevelopment of this and adjacent sites in Council ownership. Preparations for the making of CPOs for a number of other strategic sites in the City progressed during 2018 and will be finalised in 2019.

### **Vacant Site Register**

Under the Urban Regeneration and Housing Act 2015 each planning authority is required to establish and maintain a 'Vacant Sites Register' which is a register of lands in its area that are suitable for housing, but are vacant (and have been vacant for a minimum of 12 months preceding its entry on the register). The Vacant Site levy (which is payable in arrears each year) will be charged, where appropriate from January 2019 onwards and is based on a valuation of the vacant site.

A Vacant Site Register' was established on January 1<sup>st</sup> 2017 and is available to view on the Dublin City Council website. By the end of 2018, 180 notices of proposed entry to include a site on the register had been issued. 115 submissions had been received and processed in relation to these proposed entries and 74 sites are currently on the Vacant Site Register. Of these 20 were in Dublin City Council ownership.

### **The Living City Initiative (LCI) Tax Incentive Scheme**

The LCI tax incentive scheme was introduced in 2015 by the Department of Finance and revised in 2017 aims to assist and encourage people to live in the historic inner city areas of Dublin City. It allows owners and investors of properties within a Special Regeneration Area to claim tax relief for money spent on refurbishment and/or conversion of residential property. This can be claimed as either income tax relief (for owner-occupied residential) or capital allowance (for rented residential). A Living City Initiative Unit was established under the Active Land Management Section to promote the scheme.

To promote the revised LCI tax incentive scheme 2017, a launch took place in the Mansion House in early 2018. The launch also advertised a new and updated layperson's guide to the revised tax incentive scheme. The LCI Unit has continuously promoted the scheme and has undertaken an awareness raising campaign which involves engagement with key stakeholders, national and local press and producing leaflets for distribution to properties in the Special Regeneration Area. The Unit has also developed an interactive map identifying properties within the Special Regeneration Area which is available to view on the Dublin City Council website.

An experienced Advisory Team is available to meet with applicants and provide advice on Planning and Building regulations and requirements. This is a free service which can be accessed by making an appointment with the LCI Unit. The Advisory Team consisting of representatives from Planning, Architects, Conservation, Fire Prevention and Valuers can offer excellent advice on proposed refurbishment or conservation works before works commence.

## **CULTURE, RECREATION AND ECONOMIC SERVICES**

The Culture, Recreation and Economic Services Department recognises that Dublin is nationally and internationally renowned for its cultural richness and artistic excellence. During 2018 the Department led and supported the development of city events, culture, arts, sports and physical recreation in the City. The Department also worked with a range of key agencies in both the public and private sectors to create a strong economy.

### **Dublin City Council's Public Libraries**

Dublin City Council's Public Library service provides a wide range of services through twenty-one branch and three mobile libraries. It also provides a number of special services, including digital services and content, a Business Information Centre, an Open Learning Centre, free Wi-Fi, access to the internet, and services for the community, young people and schools.

### **2018 Statistics for library membership, visitor numbers, loans, and events**

Number of items issued to borrowers	2,349,262
Number of library visits	2,550,480
Number of virtual visits	1,014,479
Number of people who attended events	31,537

### **Library programmes**

Programmes publicised in the spring, autumn and summer brochures are linked to national & city-wide themed programmes, including Bealtaine; Summer Stars Reading Campaign; Heritage Week; Children's Books Festival; Science Week; Right to Read; Work Matters, and Healthy Ireland.

### **Proposed New City Library, Parnell Square**

During 2018 the design was completed for the proposed New City Library, Parnell Square. The planning application was completed and submitted to An Bord Pleanála for the development in accordance with Section 175 of the Planning and Development Act 2000 as amended. Some conservation works were carried out on 28 Parnell Square. A decision is expected by mid-2019.

### **Dublin UNESCO City of Literature**

The UNESCO City of Literature supported a wide array of literary projects and organisations during the year, including Children's Books Ireland, The Ark, the New Theatre and Swan River Press new publications.

The office also delivered a number of programmes and festivals including the Dublin One City One Book annual festival in April, which in 2018 celebrated 30 Irish women writers by featuring The Long Gaze Back anthology, edited by Sinead Gleeson.

Other key events included the Citywide Reading Campaign for Children, The Big Day Out during the St. Patrick's Festival; Words on the Street for European Literature Night and a poetry trail around Dublin book shops.

The two Dublin City Writers in Residence worked with branch-based writing groups until October 2018 and the three readers in residence continued their work with children and young people of the North East Inner City

Highlights of the year included The International Dublin Literary Award which was won by Irish author Mike McCormack for his novel Solar Bones.

### **Decade of Commemorations**

The libraries continued our programme with a focus on the 100<sup>th</sup> anniversary of the Representation of the People Act (1918) and the 100<sup>th</sup> anniversary of the Armistice. The programme included exhibitions, seminars, the commemorative plaque scheme, publications, the Historians in Residence project and the Dublin Festival of History

### **Libraries Capital programme**

The programme of investment in library branches continued with the commencement of refurbishment works to Coolock library and feasibility work in relation to Finglas Library relocation, a new library for Crumlin/Drimnagh and improvements to Terenure Library.

### **The Arts Office**

Dublin City Council's City Arts Plan 2014-2018 set out the purpose and areas of work of the Dublin City Arts Office. It outlined a commitment that the Arts Office and Dublin City Council 'will foster a shared responsibility for culture and the arts, with a focus on three areas of work: assisting public access to the arts, facilitating artists' development and enriching the cultural experience of the city'.

Listed below are some of the programmes and projects that were delivered by the Arts Office in 2018:

- Application to the Urban Regeneration Development Fund (URDF) to develop artist's workspaces resulted in €200,000 grant to do a feasibility study for a €20m artists workspaces project for 2 sites in Dublin city
- Opera in the Open – 4 events, Chinese New Year's Festival, Musictown Festival
- The International Literature Festival Dublin 29 venues and 75 events.
- 30 Artists exhibited in the Lab Gallery
- The first meeting of Street Art Forum took place and established the inclusion of curators and artists going forward
- Artists Residences: St. Patrick's Lodge, 6 and 7 Albert Cottages and 9 Wooden Buildings.
- Culture Night Dublin – 330 venues,
- €530,000 paid in Arts Grants
- €20,000 in Bursaries paid
- €280,000 in programming with Artist and Arts Organisations
- Supported the Public Arts Programme through the care and maintenance of Dublin City's public art collection. The Kevin Street Library public artwork was installed. Eileen MacDonagh completed her sculpture commission Eyes For You for the Parkside housing scheme in Belmayne, Co Dublin.
- Visual Thinking Strategies project trained 35 teachers, artists and art educators
- "Permission to Wonder" EU Project received €96,000 and rolled out the first 3 trainings with 6 EU cities, 24 trainees and 30 schools
- An Urgent Enquiry - Dublin City Council hosted the Dublin Think Tank of this Research Project to explore models of commissioning in the area of Art and Biodiversity
- Young Dublin Assembly took place in the Mansion House and showcased how Dublin City Council supports children and young people
- Creative Ireland Cruinnú na nÓg events in the Arts Office and Liberty Park

### **Permission to Wonder, EU Commission funded Erasmus Plus project**

This is a 3-year project funded through the European Union's Erasmus+ programme which aimed to support educators from local arts and education communities to test the Visual Thinking Strategies (VTS) method to enhance learning with visual arts. Dublin City Arts Office, as the lead partner, is responsible for project management of the overall project with five partners from Spain, Finland, the Netherlands, Slovenia and Denmark. The first and second levels of training took place in 2018 with Artists, Teachers and Art Gallery Educators in all 6 participating organisations.

### **Dublin Culture Night 2018**

Dublin's annual nocturnal cultural extravaganza returned on Friday 21<sup>st</sup> September. This was the 13th year, Dublin Culture Night which featured a kaleidoscopic programme of the very best of creativity, storytelling and our unique culture.

The Dublin City Council administrative area remains the most important and largest scale Culture Night nationally and this has continued to grow year on year to from 95 venues in 2012 to 330 venues in 2018, with attendances estimated at 180,000 in Dublin alone. 330 venues opened their doors for free from 4pm till late along with outdoor pop-up performances and bespoke walking-bus and cycle tours of the city.

Barnardos Square was transformed with projections and pop-up performances throughout the evening. Buried right in the heart of the Civic Offices on Wood Quay, the Amphitheatre open-air stage area came alive with pop-up performances throughout the evening.

RTÉ partnered with Culture Night to deliver a free open-air concert at the historic Collins Barracks with the very best of Ireland's emerging and established artists to the stage, alongside the RTÉ Concert Orchestra. The concert was presented by Sean Rocks and broadcast live on RTÉ Radio 1's Arena from 8pm to 10pm.

### **Dublin City Gallery The Hugh Lane**

Dublin City Gallery The Hugh Lane delivered a varied and inclusive programme of workshops, lectures, exhibitions, tours, coffee conversations, film screenings, portfolio courses, art appreciation courses, seminars and symposia in 2018. The Gallery participated in and supported citywide festivals, such as St. Patrick's Day, the Chinese New Year, Culture Night, Heritage Week, Winter Lights Festival, One City One Book and many more.

The Gallery engaged with the local communities through Education and Outreach Projects and supported schools and colleges through the delivery of tours and workshops for schoolchildren.

In 2018, the Gallery welcomed 171,647 visitors, this represents an increase of 3,000 visitors on 2017.

### **Education and Community Outreach**

- Our first Fulbright Education Scholar 2017 – 2018 initiated contact with 16 Youth organisations in Dublin. She developed a Hugh Lane Gallery Scholarship to enable youth participation in the gallery's June Portfolio Taster Course.
- Foundations Project: From August 2017 to June 2018, the gallery organised artist led workshops for children from the Foundations Project, a City of Dublin Education and Training Board and the Health Service Executive initiative for people using homeless services.
- Creative Artists Partnership Project (CAPP) and EU funding initiative: Traveller Collection at the Hugh Lane - In partnership with Create Ireland, artist Seamus Nolan exhibited his Traveller Collection at the Gallery and brought together the Artist and Travelling Communities in a celebration of Traveller culture.
- Culture Connects: In 2018 Dublin City Gallery The Hugh Lane was paired with the North Central area, National Library of Ireland, Arts Office and Libraries as part of the Dublin's Culture Connects. There was a performance at Clontarf Promenade by participating sea

scouts as well as the screening in the Gallery from June to August of 'Fieldwork' documenting the project and the community engagement

### **Collections**

Dublin City Gallery The Hugh Lane rotated artworks by curating new displays of the collection throughout the year. These displays contributed to the education programme and art appreciation classes, as well as providing a new experience for gallery audiences. In 2018 the gallery added six new works to the collection through purchases and gifts. One of these, a gift of Landline Grey by Sean Scully is a significant and prestigious donation to the gallery's collections and underpins the importance of the Dublin City Gallery The Hugh Lane Collection nationally and internationally.

### **2018 Exhibitions**

All of the below exhibitions are the artist's first museum exhibitions in Ireland.

- Keeper by Amanda Dunsmore: Marking the 20<sup>th</sup> anniversary of the Belfast /Good Friday Agreement, Dublin City Gallery The Hugh Lane presented Keeper by Amanda Dunsmore. .
- Just Be Yourself by Rachel McClean: The award winning Scottish artist Rachael McLean's exhibition comprised four installations, including Spite Your Face which McLean premiered at the Scottish Pavilion at the Venice Biennale 2017
- Prototypes by Doireann O'Malley: Three films giving voice to transgender people and the issues around transgender. Collaboration with Edith Russ Haus Oldenberg Germany. Doireann O'Malley won the Berlin Art Prize for Prototypes in September 2018
- Furtive Tears by Niamh O'Malley Supporting and challenging contemporary Irish art practice, Furtive Tears is an intense and brilliant take on the concepts of the history of patriarchy and hierarchy in politics, architecture, exhibition and design of the 20<sup>th</sup> century.

### **Citizen Lane**

- The film Citizen Lane was partly shot in the Gallery, with a contribution from the Director Barbara Dawson was aired on RTE on September 5<sup>th</sup> 2018.

## **Sports and Recreation Service**

Dublin City Council's Sports and Recreation Service provided a wide range of services through direct provision of facilities and through delivering sport, recreation, active living and wellbeing programmes. The Service directly manages and operates 30 facilities and indirectly operates 4 more. The facilities range from large Sports and Fitness centres to small Community Recreation facilities. There are over 250 staff employed to deliver these services.

## **Progress in 2018**

### **St Catherine's Community Sports Centre**

- Provision of over 1000 bed nights for homeless people during Storm Emma (Designated Emergency Shelter) in association with Peter McVerry Trust.
- Opening of a new pre-school and after-school service catering to the local community.
- Continued upgrading of facility to include new all-weather pitch for Homeless leagues (National teams train here).

### **Finglas Sports and Fitness Centre the following events occurred:**

- White Flag award was achieved, which is a National Quality Standard for leisure facilities by Ireland Active.
- The Gymnasium received a major upgrade of equipment.
- Three members of staff received the Good Samaritan Award from Dublin Fire brigade when a Patron of the Gymnasium was successfully resuscitated following a Cardiac arrest.

### **Cabra Parkside Community Sports Centre:**

- Grant for new spinning studio received.
- Application for grant for a new Multi games Arena,
- Aerobics for the active age continued success with archery, bowling, rings and mini golf now in place.

## **Dublin City Sports and Wellbeing Partnership (The Partnership)**

To deliver on the Partnership strategy STRIDE 2017 – 2020 there is a team of 19 Dublin City Council Sport Officers, a HSE Health Promotion Officer and 27 Co-funded Officers across Athletics, Boxing, Cricket, Rowing, Rugby and Soccer. The Officers work across the five administrative areas of the city developing and implementing sport and physical activity programmes and services including core programmes, local projects, citywide events and the delivery of information and training initiatives. Target groups include all children, youth at risk, teenage girls, people with disabilities, older adults and underactive adults.

### **In 2018 the following Officers were recruited as part of the above teams**

- 5 Dublin City Sport Officers
- 2 Athletic Officers
- 1 Rugby in the Community Officer
- 1 Women's Rugby Officer
- 1 Football for All Officer
- 2 Women's Football Officers

### **Key initiatives delivered by the Partnership in 2018**

- Get Dublin Walking: a citywide walking programme with over 1,200 participants.
- Lord Mayor 5 Alive Challenge: 2018 was the sixth year of the challenge, over 400 people participated, the majority of whom were new to running.
- Change for Life: In 2018, the programme expanded significantly via Healthy Ireland funding, with approximately 350 participants across the city.
- Champions Programme & Sports Day: a multi-sport programme and event for adults with intellectual disabilities, with 200 participants.
- Forever Fit & Older Adult Sports Day: 400 participants enjoyed a variety of sports and activities at DCU. Over 1000 participants annually in the Forever Fit programme.
- GAGA Day: 'Get All Girls Active' (GAGA) Day consisted of approximately 120 activities, across 55 locations in the city, with over 6000 participants.
- Sportfest: Inaugural citywide event during European Week of Sport consisting of new and existing initiatives to encourage and inspire all people to become more physically active. Pre-existing events & activities under the banner of. Over 2,000 people took part in the latter activities.
- Small Sport Grants Scheme: 112 clubs were awarded €550 Metro Rugby Tournaments: Over 2,200 young people participated in the metro cup rugby tournaments.
- Adapted Cricket Programme: 226 people with physical disabilities participated in the adapted cricket programme.

### **EURO 2020**

Dublin City Council in partnership with FAI with full support of National Government submitted a bid for Dublin to be a co-host of Union of European Football Associations (UEFA) Euro 2020. Dublin along with 11 other European cities, won the right to host 3 group games and one knock out game of UEFA Euro 2020 in June 2020. UEFA selected Dublin to host the Euro 2020 qualifying draw.

The draw took place in the Convention Centre Dublin on Sunday 2<sup>nd</sup> December 2018. Over 140 million tuned in to watch the draw on television from across Europe. On the preceding night, the Lord Mayor hosted UEFA delegates from across Europe at the official dinner in the Round Room. The week's events were worth approximately €2 million to the city. To mark the historic occasion of the draw taking place at the Convention Centre, Dublin City Council, in partnership with the FAI, ran Street Legends, a community football event on three separate nights across the North Inner City including Aghrim Street, Mountjoy Square, and Commons street. Over 2,000 participants attended Street Legends over the three nights.

### **Dalymount Park**

Dublin City Council continues to progress proposals for the redevelopment of Dalymount Park into a new 6,000 all seater municipal stadium.



## **Recreation Centres**

During 2018 all 12 Recreation Centres held a year of seasonal activities including;

- Easter programmes
- St Patricks programmes including a parade in association in the North Wall area.
- 5 to 6-week Summer programmes including on site, sporting and off site activities
- Summer Community Parade in partnership with the local volunteers in the East Wall Recreation Centre
- Halloween events including a parade and haunted house in East Wall and lead in programmes and parade in North Wall as part of the North East Inner City (NEIC) Big Scream Community Festival
- Christmas programmes including Old Folks Christmas dinner and Santa for the younger folks.

All Recreation Centres now have defibrillators installed.

## **Parks and Landscape Services**

### **Green Flag Parks 2018**

Parks and Landscape Services were successful in retaining the 'Green Flag' status of all 5 Green Flag Parks: St. Anne's Park, Poppintree Park, Markievicz Park, Bushy Park and The Basin, Blessington Street. This is an international benchmarking standard for Parks and Open Green Spaces judged for their horticultural standards, cleanliness, sustainability and community involvement.

A new initiative of the Parks Service in 2018 has been to eliminate the use of herbicides in parks by trialling non-toxic compounds and alternative treatments. This is in support of the City Biodiversity Action Plan. In Herbert Park in 2018, 400sq metres of wildflower meadow was also planted and other maintained specifically as pollinator friendly areas.

### **Recreation and Play**

Parks and Landscape Services provided golf, tennis and pitch & putt facilities at Silloge, Tolka Valley and St. Anne's Parks with attendance for golf / pitch & putt at over 35,000 during 2018. Bushy Park and Herbert Park both have tennis court facilities which are a huge attraction, particularly during the Summer months.

There are currently 11 Park Runs operating in the following Parks with a total average of 1,245 participants per week throughout the year of 2018.

EVENT	AVERAGE
St. Anne's Park	306
Father Collins	75
Darndale	21
Poppintree	90
Fairview	79
Poolbeg	117
Bushy	147
Brickfields	80
Tolka Valley	50
Progression (Mountjoy)	22

St Anne's junior	175
Albert College junior	83

## **Play Development Activities Programme 2018**

### **National Playday 2018**

Dublin City Council hosted the 13<sup>th</sup> 'National Playday' event which took place in Merrion Square Park on the First Sunday in July. The event attracted over 2,500 families who attended and enjoyed this free, family fun event.

### **Playgrounds**

A number of playgrounds were upgraded during 2018 including Bushy Park, Mount Bernard Park in Cabra, Coultry Park in Ballymun and Johnstown Park in Finglas. New playgrounds were constructed in Hertzog Park Rathgar, officially opened by the Lord Mayor Niall Ring in October 2018 and in Sheriff St, opened in September 2018, both of which are much appreciated by the local communities.

### **Seomra Tae**

The initiative to refurbish older buildings in Dublin City Council Parks to transform them into tearooms/café's under the 'Seomra Tae' brand continued throughout 2018. The brand is our quality mark, which seeks to promote local enterprise and is synonymous with quality, local, fresh, homemade produce and natural goods. These premises are a great addition to the parks where they are situated, with individual operators bringing their own unique flavour and feel to each Seomra Tae and enhancing the attraction of the public amenity.

### **Rose Festival**

The annual Rose Festival was held over the weekend of 14<sup>th</sup> and 15<sup>th</sup> July 2018 in St. Anne's Park, Raheny. The popular festival attracted record crowds over the gloriously sunny weekend.

### **Customer Relations**

Parks Administration is the conduit for the processing of all service requests on the Corporate Customer Relationship Management System (CRM), detailed statistics below;

DESCRIPTION OF SERVICE	TOTAL
No. of emails received	11,346
No. of emails received from City Councillors	602
No. of calls received	9,906
No. of service requests received	4,435
No. of permits issued	100
No. of Parks events facilitated	383
No. of postal correspondence	651

### **Capital Projects**

Parks and Landscape Services have an ambitious Capital Programme for improving Parks, recreational facilities and visitor facilities. Projects completed by Parks and Landscape Services during 2018 include the following:

#### **Markievicz Park Pavilion**

On 28<sup>th</sup> November 2018 Cllr. Vincent Jackson (deputising for the Lord Mayor) officially opened the newly extended and refurbished changing room pavilion in Markievicz Park, which caters for the sports clubs that use the park.

#### **Bluebell all-weather pitch**

A new synthetic all-weather pitch was constructed on an open space adjacent to the Bluebell Community Centre.

### **Outdoor Gyms**

New Outdoor Gym Equipment was installed at Darndale Park, Belcamp Park, Clontarf Promenade, Albert College Park, Eamonn Ceannt Park, Dolphin Road Open Space, Liffey Valley Park, Walkinstown Green and Stannaway Park.

### **St. Audeon's Park**

St. Audeon's Park was completely refurbished in 2018 to integrate the grounds of the St. Audeon's Heritage centre and St. Audeon's Church. It will reopen to the public in the spring of 2019 as a more ornate and publicly accessible park in the heart of the city and along the Dublin tourist trail.

It will also incorporate opportunities for play which have been inspired by the desire of a children's forum established by the Department of Children and Youth Affairs with Dublin City Council to remember the 40 children who lost their lives during the 1916 Easter Rising.

### **St. Anne's Park follies**

Restoration work on the 12 follies in St. Anne's Park, was undertaken during 2018 and will continue throughout 2019.

### **High Street Greening Project**

The median in the centre of High Street was excavated and planted with hedging and trees at the end of 2018 following on from the success of a similar treatment on Nicholas Street.

### **Christchurch Grounds**

Parks and Landscape Services managed the re-development of the grounds of Christchurch Cathedral, which was part funded by a grant from Fáilte Ireland.

### **Dublin Bay UNESCO Biosphere Discovery Centre**

Dublin City Council appointed a design team led by Howley Hayes Architects to develop plans for the design and construction of the UNESCO Dublin Bay Discovery Centre. The design will be developed in 2019 and will include consultation with a range of stakeholders including the elected Representatives and community groups.

### **Events Unit**

Dublin City Council's programme of events and festivals continued to develop and grow in 2018, in line with a commitment to meet new strategic goals. These goals aim to improve the quality of life for citizens, to enhance the profile and appeal of the City, to promote and showcase the City and to generate economic and tourism benefits. The Events Section also continues to provide valuable support to the film industry and nurture important relationships with industry representatives.

Dublin City Council directly programmed a new Christmas initiative – Winter Lights Dublin City. This ambitious project was developed to provide all citizens with an opportunity to come in and enjoy the City, at a time of their choice, illuminating and animating the City for the month of December. The concept was mainly developed around the installation of festive projections on nine of the City's most iconic buildings, innovative lighting installations on two City bridges and the significantly up-scaled tree dressing of two of our most impressive tree-lined streets, O'Connell Street and Parliament Street. The project proved to be a huge success and plans for an even bigger event in 2019 are underway.

The successful partnership with Fáilte Ireland on the delivery of the Bram Stoker and New Year's Festivals continued in 2018. The Bram Stoker Festival is fast becoming a very important date in the "shoulder" tourism season, with the bank holiday Macnas parade also becoming a firm annual favourite among local families.

The success of the New Year's Festival similarly continued in 2018, particularly with the spectacular "midnight moment" show, focusing national and international attention on the north Docklands area.

Other popular, world class, events also returned to Dublin in 2018, including the Dublin Marathon, Tradfest, Battle for the Bay, the Great Dublin Bike Ride and the Liffey Swim, which will celebrate its 100<sup>th</sup> anniversary in 2019.

Dublin City Council also continued to support and cultivate emerging events in 2018, which included the Wood Quay Summer Sessions, Hotter than July, the Jonathan Swift Festival and Pets in the City.

## **Economic Development and Local Enterprise Office (LEO)**

### **Dublin.ie**

The city branding website Dublin.ie continued to expand its offering and attracted one million visitors to the site during the year. The increase in numbers visiting the site was driven by engagement through a fortnightly e-zine and through brand awareness which was increased through an outdoor promotional campaign designed to inspire those based here to make the most of the city with the tag line “Make it Yours” “Is leatsa Í”.

A Digital Asset Management system was implemented to support the use of high quality imagery.

Dublin.ie supported the promotion of the Dublin City Lights campaign in December 2018.

### **Your Dublin Your Voice**

Economic Development staff took over the management of the Your Dublin Your Voice panel and conducted two surveys during the year on Culture and Retail and Dining experience in the city.

### **Economic Events and Conferences**

Economic Development staff supported 18 city-wide events and conferences that advanced the four pillars of the economic strategy, promoting human development, placemaking & clusters, promotion and investment and Innovation & Transformation.

### **Apprenticeship Summit**

In support of the work of the Economic and Enterprise Strategic Policy Committee an Apprenticeship Summit was arranged in November 2018, which saw industry, employer and educational actors contribute to the shared understanding of the evolving and important role of apprenticeships in the local and national economy.

### **Service Level Agreement 2018**

The Local Enterprise Office Dublin City staff delivered on and in many cases exceeded the targets set in supporting early stage and growing microenterprises in Dublin city (see table below). The commitment made under the Service Level Agreement in place with Enterprise Ireland saw targets set for 2018 relating to work carried out, to provide supports, availed of by hundreds of individuals involved in creating jobs through early stage start-up and scaling businesses.

A year round first stop shop was provided to hundreds of individuals starting and scaling their microenterprises. The Local Enterprise Office devised and delivered 123 training programmes, networking events and seminars that were attended by 3,586 participants, and managed the very popular Mentoring programme which saw 987 individuals avail of one to one and group mentoring.

### **Local Enterprise Week 2018**

The nationally co-ordinated Local Enterprise Week was held in the first week of March 2018. The Local Enterprise Office Dublin City provided a rich programme of events on a variety of themes held in venues across the Dublin eco-system of enterprise centres and city venues. The branding and promotion of Local Enterprise Week saw the use of Metro poles, panels and city banners as well as social media channels, radio and press.

<b>Jobs:</b>	<b>Targets 2018</b>	<b>Output 2018</b>
LEO Client Portfolio	380	394
Net Jobs Increase (All Jobs created minus all Job Losses)	285	343
Measure 1	Target 2018	Output 2018
Grant Applications Approved: Number	90	119
Measure 1	Target 2018	Output 2018
Costs per job calculation associated with approvals (Average Cost calculated on new jobs over three years)	9,100	3,028 (Based on 9,000 per yr.)
Measure 2	Target 2018	Output 2018
<b>Training/Development Programmes (All Training and Networking events)</b>		
Total No. of All Programmes (Training/Networking/Events/Seminars)	120	123*
Total No. of all Participants participating in above Programmes	3,000	3,586*
Mentoring:		
Total Number of individual mentoring – (participants availing of one to one mentoring – one to one engagement by a Mentor with one client)	500	491
Total Number of Mentoring Participants (both one to one and group)	1,000	987
Progression Pathway:	Target 2018	Output 2018
Number of Clients transferred to E.I.	5	26
Schools Entrepreneurship:	Target 2018	Output 2018
Number of Schools Participating (Secondary schools only engaged in school enterprise programmes)	33	34
Number of Students Participating	1,300	1,499
Trading On Line Vouchers:	Target 2018	Output 2018
No. of Trading Online Vouchers approved	100	114
Micro Finance Ireland:	Target 2018	Output 2018
Number of loan applications submitted	20	20
Lean for Micro Project:	Target 2018	Output 2018
No. of Companies who have undertaken a Lean for Micro Assessment by a Lean Expert	10	15

### **Capital Projects Completed or Commenced**

The Local Enterprise Office Dublin City supported the plans to expand the Guinness Enterprise Centre and prepared reports for management and city Councillors in respect of this proposal.

### **Dublin Regional Enterprise Plan to 2020**

The Economic Development and Enterprise office input into the development of national strategy documents, including the Dublin Regional Enterprise Plan to 2020, through participation in the work of the implementation committee. This document follows on from the Dublin Action Plan for Jobs 2016-2018 which set out 1,010 actions to support job creation and accelerate economic recovery, which saw the creation of 95,300 across the period exceeding the targets set.

### **Dublin City Local Economic and Community Action Plan 2018**

Economic Development staff supported the work of the Advisory group made up of member of the Economic and Enterprise Strategic Policy Committee and the Local Community Development Committee (LCDC) to develop 143 actions in support of the 12 high level goals. This work also involved updating 24 charts providing social economic profiles drawn from the 2016 census.

### **New Programmes/Projects or Initiatives undertaken during 2018**

#### **MODOS – Circular Economy Training**

Economic Development staff worked with the Eastern Midlands Regional Office to lead a process with external stakeholders to develop a training programme for Small and Medium Enterprises to assist them in future proofing their businesses by responding to circular economy demands.

#### **Social Enterprise**

A full programme of work was delivered under the direction of the Social Enterprise Committee which is a working group of the Economic and Enterprise Strategic Policy Committee. The Dublin City Social Enterprise Awards were held and an economic pilot was delivered with two very successful events held in Walkinstown Green Kitchen Social Enterprise and the Rediscovery Centre Ballymun. A survey of the 19 previous recipients of the Dublin City Social Enterprise Award was also carried out.

### **International Relations**

The International Relations Framework for Dublin City Council 2018 – 2022 was adopted during 2018. It sets out the context in which Dublin City Council operates and outlines key principles which will guide the Council's international relations work in partnership with others towards ensuring Dublin City Council manages its current and future relationships, international linkages, potential for trade, investment, tourism and culture but with a focus on mutual benefits between Dublin and the region or city, its economy, education and communities.

### **Develop and enhance relationships with other international cities**

The International Relations Unit throughout the year enhanced, facilitated and promoted international links and relations that benefited the city, its economy and its communities. Summary of the activities below:

#### **Beijing - Sister City**

A two-day visit to Ireland by a Member of the Political Bureau of the Communist Party of China Central Committee and Secretary of CPC Beijing Municipal Committee met with the Lord Mayor, Chief Executive, members of the senior management team and officials to discuss city management.

#### **San José - Sister City**

A large delegation from San José travelled to Dublin for a 4 day programme, which included city to city officials meeting, presentations on Dublin City Cultural Strategy, Economic Development and LEO and the entrepreneur Eco-System, SmartDublin/SmartDocklands.

### **Belfast City Council - Memorandum of Understanding (MoU)**

The Lord Mayor and city officials visited Belfast and met with the Belfast Lord Mayor, their city officials and stakeholders to explore practical ways for both cities to co-operate going forward and to maintain momentum, develop short-term joint activities and identify project areas to collaborate on under the MOU between the two cities. A Joint Statement was signed by both Lord Mayors agreeing to closer co-operation between the two cities and along the economic corridor between them.

### **Wuhan Municipal City – Friendly exchange relationship**

A visit led by the Deputy Secretary General, Wuhan Municipal People's Government met with the Lord Mayor and city officials to discuss city management.

### **Montreal, Canada – Friendship & co-operation acknowledgement**

The Lord Mayor was invited to participate in the 153<sup>rd</sup> Annual Walk to the Stone in Montreal which is a memorial to where 6,000 Irish people were buried following an outbreak of typhus after their journey to Canada from Ireland and the Great Hunger of 1847.

### **Lord Mayor international visits**

The Lord Mayor was invited to speak as a guest at The Ninth International Bayt Al Maqdis (Jerusalem) Conference held in Ramallah.

### **European Networks**

Dublin City Council is a member of EUROCITIES, which is a network of major European cities whose members are the elected local and municipal governments of major European cities. It brings together the local governments of over 140 of Europe's largest cities and over 45 partner cities, which between them govern 130 million citizens across 39 countries. Dublin City Council took an active part in some events organised through this network.

### **Eurocities Conference**

The conference which was held in Edinburgh in November 2018 was attended by the Deputy Lord Mayor where over 500 politicians and officials met to discuss the messages and priorities that as members they wanted to address to national and European leaders ahead of the European elections. A EUROCITIES Declaration on Citizens' Engagement was adopted, which states that as local authorities, we are committed to developing a more positive future for Europe.

### **Inward Delegations**

A large number of delegations were welcomed to Dublin city during the year to meet with city leaders, officials and stakeholders to share knowledge and best practice on various aspects of life and business in Dublin and to seek opportunities to partner with Irish companies; on meeting the challenges and opportunities ahead; maintaining engagement and collaboration, and building upon many existing ties between our countries to lead to enhanced mutual trade, tourism and cultural and educational benefits.

### **Business Tourism**

As part of Dublin City Council's mission to generate economic and business tourism benefits, a number of international conferences hosted in Dublin city received support.

### **Dublin City Council Culture Company**

Dublin City Council Culture Company was registered with the Companies Office in March 2018. The Object, as outlined in the Constitution of the Company, states that Dublin City Council Culture Company was established to create and deliver cultural initiatives in Dublin City, and to initiate, implement and manage cultural programmes and buildings for the benefit of the citizens of Dublin, locally and citywide.



## **Cultural Engagements Programme**

**Tea and Chats** - visiting and listening to citizen groups in their communities. This is the “raw material” for almost all our cultural programmes.

Tea & Chats – 2018 in numbers

- 600 Co-creation Participants in Cultural Projects
- 39 Workshops
- 39 Community Groups

**The National Neighbourhood** - the extremely successful National Neighbourhood for the 2017/2018 season project concluded in May 2018. Artists, groups and villages connected with Libraries, museums and creative places to deepen their understanding of each other and themselves.

The National Neighbourhood – 2018 in numbers

- 63 Participating Artists
- 1,469 Co-creation Participants in Cultural Projects
- 11 Cultural Organisation Partners
- 310 Workshops
- 113 Community Groups
- 8 Training sessions

**Culture Club** - free and relaxed guided tours in the city’s cultural buildings, in partnership with those buildings, followed by facilitated discussions.

Culture Club – 2018 in numbers

- 1,835 Co-creation Participants in Cultural Projects
- 19 Cultural Organisation Partners
- 111 Project Events
- 4 Training sessions

**Local Heroes** - artists commissioned to create “portraits” artworks of Dubliners who have made a big impact on their local communities, working in big and small ways.

Local Heroes – 2018 in numbers

- 7 Participating Artists
- 27 Co-creation Participants in Cultural Projects
- 27 Workshops
- 16 Project Events
- 3 Training sessions

### **14 Henrietta Street**

Dublin City Council Culture Company officially opened Dublin's newest visitor attraction 14 Henrietta Street on 14th September 2018. Set in a Georgian townhouse in the north inner city, 14 Henrietta Street tells the story of the building's shifting fortunes, from the splendour of its Georgian origins in the 1700s, to a tenement building from the 1880s to the 1970s. Through people and memory, it aims to deepen understanding of the history of urban life and housing in Ireland.

#### **14 Henrietta Street – 2018 in numbers**

- 5 Participating Artists
- 1,071 Co-creation Participants in Cultural Projects
- 3 Cultural Organisation Partners
- 7 Venue Hire
- 10 Project Events
- 9,915 Ticket Sales
- 11 Training sessions

### **Dublin City Council's Cruinniú na nÓg**

Dublin City Council Culture Company delivered Dublin City Council's Cruinniú na nÓg in June 2018 which was about enabling young people to access creativity where they live, in their communities, with their friends and family, all free to attend. Dublin City Council Culture Company developed, presented and promoted a wealth of creative activities in Libraries, cultural venues, council facilities, and community spaces throughout Dublin City Council's administrative area.

#### **Cruinniú na nÓg – 2018 in numbers**

- 72 Participating Artists
- 2,600 Co-creation Participants in Cultural Projects
- 27 Cultural Organisation Partners
- 100 Workshops
- 50 Project Events

### **Capacity Building Programme**

#### **EU LAB**

The EU Lab Project matches partners with common interests to help them build projects and source European funding. It also assists in putting together complex applications, provide training about EU systems and helps Dublin City forge productive cultural European partnerships.

#### **EU LAB – 2018 in numbers**

- 64 Cultural Organisation Partners
- 16 Workshops

### **Fundraising Fellowship Dublin**

Fundraising Fellowship Dublin strengthened and supported 4 Dublin cultural organisations by giving them the skills and confidence to fundraise. With us, they shared their learning with 4 community organisations in the city.

Fundraising Fellowship Dublin – 2018 in numbers

- 8 Cultural Organisation Partners
- 23 Training sessions
- 140 Community Groups

### **Cultural Audit and Map – Culture Near You**

Work continued on a Dublin City cultural map project, in which a dynamic database and online map of the city's cultural information was developed. As well as informing policy-makers, it will give citizens cultural choices, tell their stories and define the heart of our urban communities. This project is due to launch in spring 2019. The Dublin City Cultural Map project which is a comprehensive database and a user-friendly website of the city's culture; spanning arts, heritage, sport, recreation, food, science, the environment and more, through data from Dublin City Council sections and wider through online surveys and connections with many bodies throughout Dublin.

Cultural Map – 2018 in numbers

- 12 Cultural Organisation Partners
- 10 Workshops

## **INFORMATION SYSTEMS**

The City Council's Information Systems (IS) Department delivers information and communications technology services to over 4,200 users at 170 locations throughout the city. A range of Information Communication Technology (ICT) systems and processes support over 500 services available to the citizens and visitors of Dublin. These services are provided under the Service Level Agreement (SLAs) agreed with the client Departments using Information Technology Infrastructure Library (ITIL) based standards for service delivery, including formalised internal and external service level agreements. A corporate ICT strategy with strong business ownership underpins the delivery of ICT services. Industry leading applications and hardware are used to support this strategy, including major elements of the Oracle e-business suite, covering Financials and Customer Relationship Management. Clustered enterprise level servers are used with high performance virtualised Storage Area Network technology to provide resilient solutions.

The IS Department is structured around different functional units that work closely together to deliver the overall service. These units are:

- Program Management and Procurement
- Application Support and Knowledge Management
- Technical Services
- Service Level Management, Service Level Agreement, Incident Management and
- End User Computing

### **Program Management**

This unit is responsible for program and project management of IS related projects. It uses Business Process Mapping and Improvement techniques in the development of new systems and upgrades of existing systems. In line with the standards adopted by the rest of the organisation, this unit uses the PMBOK (Project Management Body of Knowledge) framework in the management of projects. During 2018 the number of professionally certified project managers has been 5.

During 2018, twelve IS related projects were managed by this unit. These ranged from large corporate to technical infrastructural and departmental projects. Business cases were prepared in advance of commencing project and Benefits Assessment Realisation reports were produced post project closure. Long-term project and procurement plans have been developed.

IS department continues to use the OGP frameworks and DCC direct tenders for its ICT procurements in 2018.

### **Application Support and Knowledge Management**

The Applications Management unit is responsible for providing and supporting corporate and departmental computer software systems. Staff in the unit ensure Information Technology systems are available, produce system reports and output files, administer databases, implement changes and manage third party support contracts. They provide support using best practice ITIL standards for a large range of corporate and departmental systems. Support is also provided for Geographic Information Systems (GIS) and the corporate Business Intelligence (BI), which has been implemented in a number of key areas this year. This area also includes the Finance IT Support Unit.

### **Technical Services**

The Technical Services Unit is responsible for the maintenance and enhancement of the technical IT infrastructure required to support the large range of IT services and systems in place across the organisation. This encompasses network, server and desktop management and support. This support is delivered using ITIL based service delivery standards, incorporating Problem Management, Issue Management, Request Management, Capacity Management and Change and Release Management. This unit is also responsible for the provision of a Disaster Recovery and Business Continuity ICT environment on behalf of the organisation and actively works with Risk Management groups across the organisation to co-ordinate this.

The IS Department has a number of managed services and niche contracts in place to provide the specialised levels of support necessary on our technical infrastructure. These services and contracts were reviewed as part of the procurement cycle during the year.

### **Service Level Management**

Dublin City Council has successfully implemented ITIL as its service management framework. ITIL is a framework for identifying, planning, delivering and supporting IT services to the business.

The use of ITIL brings many benefits to an organisation including:

- Improved IT services
- Reduced costs
- Improved customer satisfaction through a more professional approach to service delivery
- Improved productivity
- Improved use of skills and experience
- Improved delivery of third party service.

### **Service Level Agreement**

The IS Department manage services provided across DCC via a signed SLA between the IS Department and supported Department.

The Service Level Agreement states what the services provided are; what sites are supported; the role and responsibilities of all parties (including 3<sup>rd</sup> parties if applicable); service availability and reliability and service support information including incident management, problem management, change management and release management

### **Incident Management**

The IS Department have a dedicated Service Desk that will record and manage the progress of incidents until closure. A unique reference number is assigned to each call along with a priority of A, B, C or D based on a defined set of criteria

In 2018, 24,000 incidents and requests were managed by the IS Department with overall service availability of 99.89% achieved.

**End User Computing**

As part of End User Computing policy, IS Department have established a number of Local IT Units managed by IS Department Account Managers at Senior Systems Officer level (Grade VII Analogous). Account Managers are responsible for a team of people, typically assembled from local business users and IS Department staff. This blend of technical and business knowledge has been very successful in delivering high quality IT Services in all of the departments covered. There are currently local IT units in Housing, Fire Brigade, Planning, Environment and Transportation and Culture, Recreation and Economic Services Departments.



## HUMAN RESOURCES AND CORPORATE SERVICES

### Human Resources

#### Resourcing & Recruitment 2018

There was a high level of activity in resourcing and recruitment in 2018. This was informed by the strategic and operational commitments of the organisation as determined and approved by the Chief Executive with senior management.

Employee numbers in Dublin City Council at 31<sup>st</sup> December 2018, stand at 5,850 (Headcount). This represents a marginal increase of 1.9% or 109 employees on year-end 2017.

Resourcing and recruitment took place in the context of a challenging operational environment with a number of factors affecting the Council's ability to recruit and retain employees across all grades and therefore meet demand for staffing resources.

The Human Resources Department worked with management across the organisation to deliver on their resourcing requirements in the context of the objectives of the Corporate Plan & service delivery requirements. To that end, a programme of resourcing and recruitment was undertaken in areas such as housing, homeless services, parks, sports, roads and traffic, climate change and the Library service.

To support this programme, Dublin City Council held 90 competitions across the three Department of Housing, Planning & Local Government (DHPLG) employment categories of Clerical / Admin, Professional / Technical and Operational / Outdoor in 2018.

Below is a sample of competitions across these categories:

Clerical / Admin	Operational / Outdoor / DFB	Professional / Technical
Staff Officer	Firefighter	Assistant Engineer
Building Inspectors	Junior Apprentice	Professional Graduates
Graduates	General Operatives	Assistant
Sports Inclusion & Integration Officer	General Operatives (Driver)	Chief Technician
Senior Staff Officer	Third Officer (DFB)	Executive Architect
Accountant	Relief Attendants	Executive Solicitor
Parking Enforcement Officer	Retained Firefighter	Executive Engineer
Planning Enforcement Officer		



### **Senior Management**

In 2018, Dublin City Council arranged, through the Public Appointments Service, for the filling of a number of key posts in senior management including City Engineer, City Planner and Executive Manager.

### **Apprenticeships**

In 2018 Dublin City Council ran an open competition for Junior Apprentices across a number of crafts. There was a strong interest in this opportunity and junior apprentices are successfully working across the Council in related areas

### **Equality Office**

During 2018 the Council's Equality Office continued the roll out of the Dignity at Work e-module to employees at levels VI, VII, VIII and analogous grades to address issues relating to conducting Local Resolution processes.

The Office continued its engagement in Council's LGBT+ Staff Network in particular working on the draft of a Gender Identity and Gender Expression Policy and Guidelines which will be launched in 2019.

In addition, the Office oversaw the Council's engagement with the DIT Access to Apprenticeship programme aimed at providing opportunities for young people at risk of social or economic disadvantage. Work placements were accommodated and three trade interns were offered apprenticeships with the Council through this scheme in 2018.

The Office also prepared a pilot scheme to increase the numbers of Council employees with a disability, and Irish Sign Language training classes were arranged for employees from across the Council, in line with the commitment of the Customer Services Action Plan.

The Equality Officer is coordinating the Council's approach to achieving compliance with the Public Sector Duty legislation. This duty will be aligned with the Corporate Plan.

### **Employee Relations & Industrial Relations**

During 2018, the Human Resources Department continued to engage with management, staff, Trade Unions and relevant external bodies in addressing organisational change, resolving industrial disputes and ensuring compliance with corporate and staff policies.

The City Council continued to progress a number of change proposals under the Public Service Stability Agreements 2018 - 2020. These included the following:

- Review of the Housing Caretaking Section, Housing Maintenance Division with a view to re-structuring
- Review of the Litter Warden Service with a view to re-structuring and enforcement matters

Other reviews which commenced in 2018 are in:

- 1) Planning Department
- 2) Library Services
- 3) City Valuers Section

The Employee Relations Unit worked closely with all Departments and managers to ensure the achievement of productivity measures. The management of attendance remained a high priority in 2018. The Human Resources Department also continued to implement the standardised provisions of the Public Service Single Sick Leave Scheme and the Critical Illness Protocol.

### **Workplace health, safety and welfare**

Dublin City Council fosters and maintains a culture of continuous improvement in its commitment to employees' safety, health and welfare, in line with Health and Safety legislation and best practice. During 2018, the Corporate Health and Safety Office continued to monitor Safety, Health and Welfare at Work performance against international standards.

In 2018, the Council further developed its safety management system in line with the international standard with consequent improvements to the health and safety service to Departments across the Council. 2018 also saw the strengthening of the corporate health and safety staff structure with the appointment of a number of Executive Health and Safety Officers. Each health and safety officer is assigned to Departments under the direct supervision and guidance of a Senior Executive Health and Safety Officer, coordinated through the Corporate Health & Safety Office.

Dublin City Council continues its representation with key relevant external stakeholders such the Health and Safety Authority, Utility companies and sectoral local authority groups. Over 500 mandatory training days were organised in 2018. 140 occupational health surveillance and referral cases were managed with the appointed occupational health service provider.

### **Staff Support Services**

In 2018, the Council maintained its provision of staff support services as part of an overall employee assistance programme.

### **Learning, Development and Performance Management**

Staff training and development is a key element in ensuring the Council and its employees can respond quickly and effectively to changing circumstances.

During 2018, the Performance and Development Unit designed and rolled out a number of developmental programmes to assist employees at different levels within the organisation in the performance of their duties. This included programmes for employees at Grade 6 and 7 level, at Grade 5 level, at Operational Line Manager and related grades level and a Senior Management Development Programme for employees at Grade 8 level. A range of other training and development interventions were provided to staff including a Scheme of Educational Assistance/ Scholarship Programme, a Junior Apprenticeship Programme, Induction and Orientation Programmes, Modular training courses and an A-Z of local government programme.

### **CoreHR Project.**

In 2018 the City Council commenced a project for the introduction Core HR and Payroll system.

This is a phased project which is part of the National HR and Payroll Shared Services Programme.

## **Corporate Services**

### **Irish Language**

An tAonad Forbartha Gaeilge (The Irish Development Unit) continued its work during 2018 in the support and provision of good quality Customer Services through the medium of Irish by the Council. The office provided practical support and advice to all Departments in relation to dealing with customers via written, web, media and oral communication.

The Irish Development Unit continued during 2018 to engage the services of Coláiste na hÉireann/ Gaelchultúr to offer QQI accredited FETAC level 3, 4, 5 & 6 Certificates in Professional Irish / Teastas sa Ghaeilge Ghairmiúil to employees. Since these training courses commenced in 2015, a total of 88 staff members have achieved awards. These staff represent circa 23 service areas within the council. The success of these courses has enabled the Council to increase the number of employees who are willing and able to conduct business through Irish if requested.

During the year, An tAonad Forbartha Gaeilge engaged with staff, departments and outside agencies to highlight the Council's continued commitment to the Irish language and to support Bliain na Gaeilge 2018, the year-long festival celebrating both the Irish language and the 125 years since the beginning of its revival.

### **Customer Services**

Dublin City Council's Customer Service Unit provides a single point of contact for customers and citizens, irrespective of the channel of communication they wish to use, where they can carry out their business and source whatever information they wish about the Council and its services.

In 2018 Customer Services answered 204,000 calls with 80% of these calls being answered within 30 seconds. The average delay for call answering was 30 seconds per call. There was a 63% First Contact Resolution Rate (customers being dealt with, without the need to transfer them to anybody else).

Customer Services completed in excess of 400,000 transactions during 2018 across a range of channels. These included 940 web-chats, 1,550 application forms requested, 18,625 tenant repair requests being processed, 17,650 residential parking permit applications, over 53,000 financial transactions, 445 complaints with over 28% of these coming through the new online complaints service and 23,500 emails processed.

Customer Services retained its "Q-mark" Award for the 10<sup>th</sup> consecutive year in 2018, in the Quality Management Systems category, with their highest ever score. Customer Services won the award for Quality Management Systems in the annual Q Mark Awards in 2018, their 5<sup>th</sup> award in 10 years, demonstrating that it continues to perform at a very high level.

Customer Services also won the overall award from the Public Sector Magazine for "Excellence in Service to the Public Sector". This success sends a clear message to all the Council's customers the commitment and focus on continued delivery of world class customer service.

## **Information Management**

### **Data Protection**

During 2018, the Data Protection Officer's (DPO) office in the Law Department provided advice and guidance to Departments in their preparations for the General Data Protection Regulation (GDPR) and continued work in Data Management. The City Council Privacy Program team continued and built on their progress from 2017. The DPO provided training for departments and Councillors to gain an understanding of the GDPR and how best to meet their specific obligations. Workshops were rolled out to advise and assist departments in completing and reviewing their data inventories and gap analysis. The DPO has provided support to departments in carrying out Data Privacy Impact Assessments. Data breaches and data access requests in DCC are also handled through the DPO. The DPO registered with the Data Protection Commission and is the contact point for the regulator when dealing with DCC.

In 2018 the unit processed 102 data access requests.

### **Freedom of Information**

During 2018, the Information Management Unit co-ordinated with Departments in relation to 774 requests received under the Freedom of Information (FOI) legislation.

#### **Freedom of Information Statistics for 2018**

Personal	223
Non-personal	551
Mixed	0
Number of requests processed in 2017	774
Requests granted	343
Requests part-granted	241
Requests refused	127
Requests transferred	6
Requests withdrawn	30
Requests withdrawn and handled outside of FOI	15
Requests for Internal review received	41
Appeals to the Information Commissioner	7
Number of live cases at 31/12/2018	71

#### **Source of requests**

Press	254
Business	36
Oireachtas	19
Staff	11
Clients	405
Other	49

The number of FOI requests to Dublin City continues to rise. Applications for 2018 were up by 17% and the number of requests from the Press increased by 18%



## Glossary of Terms

ACA	Architectural Conservation Area
AHBs	Approved Housing Bodies
AILG	Association of Irish Local Government
B4b	Ballymun 4 business
BI	Business Intelligence
BRL	Ballymun Regeneration Ltd.
CAPP	Creative Artists Partnership Project
CARO	Climate Action Regional Office
CGLC	Community Gain Liaison Committee
CODEMA	City of Dublin Energy Management Agency
CPG	Corporate Policy Group
CPO	Compulsory Purchase Order
CRM	Customer Relations Management
DCC	Dublin City Council
DCCAE	Department of Communication, Climate Action and Environment
DCU	Dublin City University
DDHS	Dublin District Heating System
DFB	Dublin Fire Brigade
DHO	Dublin Housing Observatory
DHPLG	Department of Housing , Planning & Local Government
DNWAP	Dublin Northwest Area Partnership
DPO	Data Protection Officer
DRHE	Dublin Region Homeless Executive
E&T	Environment and Transportation Department
ECF	European Cyclists' Federation
EMR	Eastern-Midlands Region
EMS	Emergency Medical Service
EPA	Environmental Protection Agency
ERCC	East Regional Communications Centre
EU	European Union
EUROPOL	European Union Agency for Law Enforcement Cooperation
FAI	Football Association of Ireland
FETAC	Further Education and Training Awards Council
FOI	Freedom of Information
GAGA	Get All Girls Active'
GDPR	General Data Protection Regulation
GIS	Geographic Information Systems
HAP	Housing Assistance Payment
HRD	Human Remains Detection
HSE	Health Service Executive
ICT	Information & Communication Technology
IMPEL	European Union Network for the Implementation and Enforcement of Environmental Law
IS	Information Systems
ISCAPE	Northern Ireland Environment Agency
ITIL	Information Technology Infrastructure Library
JPC	Joint Policing Committee

LAMA	Local Authorities Members Association
LAP	Local Area Plan
LCDC	Local Community Development Committee
LCI	Living City Initiative
LECP	Local Economic and Community Plan
LEIP	Local Environmental Improvement Plans
LEO	Local Enterprise Office
MEM	Major Emergency Management
MOU	Memorandum of Understanding
MTR	Mortgage to Rent Scheme
MUGA	Multi Use Games Area
NAMA	National Asset Management Agency
NCOD	North City Operations Depot
NDFA	National Development Finance Agency
NEIC	North East Inner City
NIEA	Northern Ireland Environment Agency
NTA	National Transport Authority
NTFSO	National TransFrontier Shipment Office
OGP	Office of Government Procurement
OJEU	Official Journal of the European Union
PHECC	Pre-Hospital Emergency Care Council
PMBOK	Project Management Body of Knowledge
PPCI	Primary Percutaneous Coronary Intervention
PPN	Public Participation Network
PPP	Public Private Partnership
QQI	Quality and Qualifications Ireland
RAS	Rental Accommodation Scheme
RMS	Road Maintenance Services
RSA	Road Safety Authority
RSES	Regional Spatial and Economic Strategy
S to S	Sutton to Sandycove
SBIR	Small Business Innovation Research
SDRA	Strategic Development and Regeneration Area
SDZ	Strategic Development Zone
SICAP	Social Inclusion and Community Activation Programme
SLA	Service Level Agreement
SORAM	Sex Offenders Risk Assessment & Management
SPC	Strategic Policy Committee
STEMI	ST elevation myocardial infarction
SUDS	Sustainable Urban Drainage Systems
TAMS	Transportation Asset Management System
TCD	Trinity College Dublin
TII	Transport Infrastructure Ireland
TUSLA	The Child and Family Agency
UEFA	Union of European Football Associations
UNESCO	United Nations Educational, Scientific and Cultural Organisation
URDF	Urban Regeneration Development Fund
VIP	Village Improvement Plan

VTs	Visual Thinking Strategies
WFD	Water Framework Directive



## **INTRODUCTION TO ANNUAL FINANCIAL STATEMENTS**

### **STATEMENT OF ACCOUNTING POLICIES**

#### **Introduction**

I am pleased to present the Annual Financial Statements of Dublin City Council for the financial year ended 31<sup>st</sup> December 2018. Comparative figures are given for 2017. Dublin City is the economic hub of the Dublin Region, which in turn is the economic hub of the State. Dublin City has a diverse economy, a source of employment and income for an area well beyond the City itself. Dublin is a centre for retail, financial, higher education, medical, cultural and entertainment activities.

#### **Review of Dublin City Council's Financial Performance in 2018**

Dublin City Council had an overall deficit for the year of €1.6m, which when added to our opening general reserve of €23.2m gave a closing reserve of €21.6m. The Council's bank position at the end of 2018 was a debit balance of €4.25m, and the Council operated in credit for 365 days in 2018. At the year-end, the Council had €126.3m invested with Financial Institutes on our behalf and on joint deposit. The City Council's bank/investment balance included a negative €6.7m relating to Loan Redemptions and Relending, €2.9m received from Irish Water in relation to the operation of the Service Level Agreement, and €12.3m refundable deposits. Further detail is available in the Statement of Funds Flow.

The value of trade debtors at year-end 2018 increased to €337.7m gross from €320.0m in 2017, and to €216.6m net of bad debt provision from €185.3m in 2017. This increase relates largely to an increase in government debtors at the end of 2018 of €12m, from €136.3m in 2017 to €148.3m in 2018.

Dublin City Council adjusts and matches both operational day to day spend and its long-term capital investment programme with available funding and resources. Central to all of Dublin City Council's services is the objective to maintain and support businesses and households through the provision of quality value driven services.

#### **Financial Management Measures 2018**

Over the course of 2018 Dublin City Council managed its resource base effectively. The City Council have in place a programme of prudent expenditure controls, strengthened debt collection measures, managed exposure to capital projects and accelerated a review process of work practices and resource demands. This programme continues into the future. It has been a key enabler in the City Council's capacity to limit the impact of reduced resources on services to the relatively low level that has occurred. The programme is critical to continuing to make changes in how Dublin City Council works. It will assist in further service reviews over the course of 2019 and beyond. These effective controls have enabled Dublin City Council to bring forward the advantage of once off issues such as additional income that arose with regard to the Non Principal Private Residence charges.

#### **Accounting Statements, Notes & Appendices**

The aim of the Annual Financial Statement is to fairly present the financial position of Dublin City Council as at the end of 2018. This is achieved through the production of Statements, Notes and Appendices, as required by the regulatory accounting framework set by the Minister for Housing, Planning, Community and Local Government. The purpose of each of these documents is set out in the glossary.

## Changes to Accounting Policies

There are no changes to accounting policies effective for the 2018 Annual Financial Statement.

## Revenue Expenditure

During 2018, Revenue (i.e. day to day operations) Expenditure amounted to €917.1m with income of €915.5m, giving an excess of expenditure over income of €1.6m (see Table 1). This demonstrates a decrease in General Reserves of €1.6m

**Table 1: Revenue Expenditure 2018**

	€m
Revenue Expenditure on City Council Service	917.1
Revenue Income (Government Grants, Service Charges & Rates)	915.5
Excess of Expenditure over Income	(1.6)

## Transfers to Reserve Fund

As required by the regulatory accounting framework set by the Minister for Housing, Planning, Community & Local Government, expenditure shown in the 2018 Statement of Comprehensive Income is net of transfer to reserves i.e. transfer to reserves are excluded. Note 14 "Transfers from / (to) Reserves" provides greater detail on these transfers. The movement from gross expenditure to net expenditure indicated in the AFS is set out in Table 2.

**Table 2: Analysis of Expenditure 2018**

	€m
Expenditure	866.7
Transfers to Reserve	50.4
Final Expenditure	917.1

Income is also expressed in the AFS net of transfers from reserves, as presented in Table 3.

**Table 3: Analysis of Income 2018**

	€m
Income	567.0
Rates Income	324.3
Local Property Tax	23.1
Pension Levy	<u>0.0</u>
Income before Transfers	914.4
Plus Transfers from Reserves	<u>1.1</u>

Final Income	915.5
--------------	-------

### Capital Expenditure

Expenditure in 2018 on Capital projects and investment net of internal transfers was €384.9m. This spend forms part of the Capital Programme 2018 to 2020 of €1,662m. This expenditure of €384.9m was funded through income net of transfers of €400.9 and net transfers of €36.4m, giving an excess of income over expenditure of €52.4m. (See Table 4).

**Table 4: Capital Account 2018**

	€m
Opening Balance (Credit)	31.0
Expenditure as at 31 <sup>st</sup> December 2018	384.9
Income	400.9
Net Transfers (€37.5 - €1.1)	36.4
Closing Balance 31 <sup>st</sup> December 2018 (Credit)	83.4

### Accounting Policies

The Accounting Policies used in the preparation of the AFS are set out in the Statement of Accounting Policies. Dublin City Council is fully compliant with the regulatory accounting framework as determined by the Department of the Housing, Planning, Community and Local Government.

### Statutory Audit

Dublin City Council undergoes an annual audit, required by statute, carried out by the Local Government Audit Service (LGAS). The Audit for the financial year 2018 commenced in January 2019. This Audit provides an independent review to help assure a fair presentation of Dublin City Council's financial position. Dublin City Council is also subject to audit in relation to EU funding, NRA funding, tax compliance and audits with a Value For Money objective through the LGAS.

## DEVELOPMENT CONTRIBUTIONS

Section 48 of the Planning and Development Act 2000 enables Dublin City Council when granting a planning permission under Section 34 of the Act to include conditions requiring the payment of a contribution. This contribution is in respect of public infrastructure and facilities benefiting development in the area of the planning authority and that is provided, or that is intended will be provided by or on behalf of a Local Authority (regardless of other sources of funding for the infrastructure and facilities). Dublin City Council's first Development Contributions Scheme under the 2000 Act came into operation on 1<sup>st</sup> January 2004 and a subsequent scheme (2010 – 2017) came into operation on 1<sup>st</sup> January 2010.

Following a review of the 2010-2017 Scheme, the Development Contribution Scheme 2013-2016 was adopted by the Elected Members in December 2012. The 2013-2016 scheme was reviewed in 2016 and the current scheme is now the Development Contribution Scheme 2016-2020 which was adopted by the Elected Members in December 2016. The Annual Financial Statement for the financial year 2018 includes values for development contributions debtors as set out in Table 5.

**Table 5: Development Contributions Debtors 2018**

	€m
Development Contributions Outstanding at the Year End	39.4

**Rates**

Rates are levied by Dublin City Council on the occupiers and owners (in some cases) of commercial properties in Dublin City. Rates income in 2018 amounted to €324.3m, and accounts for 35% of Dublin City Council's funding for day-to-day services.

Rates are based on rateable valuations of properties as set by the Commissioner of Valuation, and the annual rate on valuation (the multiplier) is determined each year by reserved function of the elected members of Dublin City Council (see Table 6).

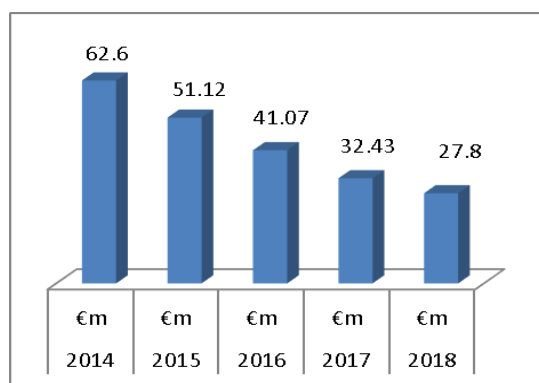
**Table 6: Rates Income 2015 – 2018**

	2015	2016	2017	2018
	€m	€m	€m	€m
Commercial Rateable Valuation of City	1,313	1,267	1,246	1,256
ARV (multiplier)	0.256	0.256	0.258	0.258
Rates Income	336.26	324.5	321.5	324.3

Trading conditions for business in 2018 involved many pressures and varied extensively. Commercial rates underpin all services provided by Dublin City Council. All rate payers are pursued so that compliant rate payers can be assured that non-compliant rate payers will discharge their liability. Dublin City Council's collection of the current year charge increased from 91.4% to 92.4% in 2018. Arrears reduced from €32.4m at 1/1/2018 to €27.8m at 31/12/18. (See Table 7)

**Table 7: Rates arrears 2014 – 2018**

2014	2015	2016	2017	2018
€m	€m	€m	€m	€m
62.60	51.12	41.07	32.43	27.80



The 2018 target for Dublin City Council was a collection of 91.4%. The actual outturn in 2018 exceeded the target levels with a collection of 92.4% and year-end arrears of €27.8m, a reduction of €4.6m (14%) on the 2017 arrears outturn. The 2018 DCC collection at 92.4% represents an improvement of 1% on 2017 which equates to a value of approx. €3.3m. The reduction in arrears to €27.8m in 2018 is primarily due to an improvement in the annual % collection, a focused debt management approach, improvement in economic factors and the conclusion of liquidation / receivership cases. Arrears have reduced by 56% since 2014. Whilst noting the improvement in collection, it is also acknowledged that some sectors and locations have not benefitted from improving economic factors.

## **FINANCIAL MANAGEMENT**

### **System of Internal Controls**

The Executive of Dublin City Council acknowledges its responsibility for systems of internal control in Dublin City Council including putting in place processes and procedures for the purpose of ensuring that control systems are effective. These systems can provide reasonable and not absolute assurance that assets are safeguarded, transactions are authorised and properly recorded, and that material errors or irregularities are either prevented or detected in a timely period. Effective internal control systems enable Dublin City Council to meet its responsibilities for the integrity and accuracy of its accounting records.

Dublin City Council has taken steps to ensure an appropriate control environment is in place by:

- Clearly defining and documenting Management's responsibilities and powers
- Strengthening a strong culture of accountability across all levels of the organisation
- The work of Internal Audit
- The work of the Central Procurement office
- The work of the Risk Management Unit
- The work of the Ethics Officer
- The work of the Audit Committee
- The work of the Corporate Projects Support Office
- The Public Spending Code
- External Audit and scrutiny through many channels including NOAC.

Financial management reporting in Dublin City Council is robust and thorough. A rigorous system of monthly financial monitoring ensures that any significant budget variances are identified and appropriate actions are taken to minimise any adverse financial impact. The system of internal financial control is based on a framework of regular management information, administrative procedures including segregation of duties, and a system of delegation and accountability. In particular it includes:

- A comprehensive budgeting system with an annual budget which is reviewed and agreed by the elected members
- Regular financial reviews; weekly, monthly and quarterly financial reports which indicate financial performance against forecasts on both expenditure and income and variance analysis evaluation
- Setting targets to measure financial and other performances
- Clearly defined capital investment control guidelines
- Formal project management disciplines
- Strict policies and procedures for the receipt, recording and control of monies. These procedures are regularly reviewed and audited.

### **Internal Audit**

The primary role of Internal Audit is to provide assurance to Senior Management and to the Audit Committee that the various risks facing the Council have been identified and appropriate internal controls are in place to manage those risks.

Internal Audit is a key player in the Corporate Governance process and makes a valuable contribution to the effective management of Dublin City Council. The concepts of accountability and transparency are important principles in responsible governance, implying openness to scrutiny and a requirement to report on performance. Internal Audit facilitates this process by providing an independent review function to Management, to assure that services are being provided in an efficient, effective and economic manner and in conformity with legal requirements. In 2018, 9 Internal Audit reports were issued, including 4 in-depth checking reports as required under the Public Spending Code.

## **MANAGEMENT AND STAFF**

Dublin City Council acknowledges the committed work of staff. The high quality of services, projects and interaction is due to their dedication and tremendous contribution. Dublin City Council is fully committed to the development of staff and strives to be considered as a destination employer. We wish to attract the best staff to achieve our vision for Dublin. The Council is an equal opportunities employer. Finance and other Departments operate a Continuing Professional Development support scheme for staff to assist in retaining and developing professional skills and knowledge.

## **FINANCE STRATEGIC POLICY COMMITTEE**

The Finance Strategic Policy Committee provides leadership and direction on key areas relating to the financing of Dublin City Council. Key topics pursued during 2018 were:

#### *Funding issues:*

- Review of Local Property Tax submissions to government review
- Review of Local Property Tax delegation attendance at Joint Oireachtas Committee on Housing, Planning and Local Government
- Rates legislative framework review updates on progress on this legislation
- Housing Rents updates
- Homeless Report update

#### *Governance Issues:*

- Annual Financial Statements 2017 including Debtors Report 2017
- Audit Committee – Minutes for review
- Rates Debtor Report 2017

#### *Development Issues:*

- Review of Vacant Commercial Properties
- Development Contributions Scheme – annual update
- Dublin City Development Plan 2016-2022 – progress report

#### *Procurement Issues:*

- Report on the inclusion of social inclusion clauses in procurement tenders

#### *Resourcing Issues:*

- Service Delivery Plan and Resources Working Group – updates
- North City Operations Report – update

#### *Presentations made to the Committee included:*

- Failte Ireland presenting a report on the 10 Year Vision for Tourism in Ireland and Dublin Regional Update
- EURO 2020 tournament presentation from officials in Dublin City Council, Dept. of Transport, Tourism and Sport and the FAI
- IT Infrastructure – Waste Systems update

#### *Motions dealt with:*

- Establishment of a sub group to plan and organise for Dublin hosting of the EURO 2020 Tournament
- Establishment of an Affordable Housing Capital Fund through borrowing from the Housing Finance Agency
- Period Poverty – provision of free sanitary products in all Dublin City council buildings

## **OVERVIEW OF PRIORITIES FOR 2019**

### **Local Property Tax**

The expected revenue from Local Property Tax in 2019 was dealt with in detail when the 2019 LPT rate for the City Council area was determined by the Elected Members (report 238/2018 refers). The impact of the approach taken by

the Department in the allocation of LPT receipts to Dublin City Council is disappointing given that the increase in 2019 over 2018 in discretionary LPT allocation available to Dublin City Council is of the value of €13k, as set out in Table 8.

Dublin City Council awaits the outcome of the review of the Local Property Tax. This tax has resulted in little new funds for Dublin City Council as previous received grants have been replaced and substituted for by Local Property Tax funds. This is despite raised public expectations around increased funding available for local services.

**Table 8 – Discretionary LPT Allocation**

Local Property Tax Dublin City Council 2018 & 2019			
Year	2018	2019	Movement
	€m	€m	€m
LPT Receipts estimated by Revenue	79.7	80.0	0.30
20% to Equalisation Fund	15.9	16.0	0.10
80% LPT retained	63.8	64.0	0.20
Value of 15% reduction	11.9	12.0	0.10
LPT available funding	51.9	52.0	0.10
Self funding (notified by Dept)	28.8	28.9	0.10
Historic Funding (LGF)	2.7	2.7	-
Pension Related Deduction	16.4	16.4	-
Discretionary Funding	4.0	4.0	-

## Commercial Rates

Details of commercial ratepayers in Dublin City by band in 2018 are set out in Table 9. Almost 76% of commercial ratepayers had a rates charge in 2018 of €10k or under, almost 57% had a 2018 rates charge of €5k or less while almost 39% had a rates charge in 2018 of under €3k. By contrast, almost 50% of the total rates debit was paid by 2% of commercial rate payers or 433 accounts. The Annual Rate on Valuation increased by 1.16% in the 2019 Budget.

**Table 9 – Commercial Rate Payer Bands**

CHARGE 2018	No. Of A/C's	Cumul. Total%	% per band	Cumul. Total %	Total debit per band	% of Debit	Cumul. Total %
€1 - €999	2107	2107	10.32%	10.32%	€ 1,296,461.68	0.40%	0.40%
€1,000 - €3,000	5924	8031	29.01%	39.32%	€ 11,499,229.10	3.55%	3.95%
€3,000 - €5,000	3718	11749	18.20%	57.53%	€ 14,482,246.55	4.47%	8.41%
€5,000 - €10,000	3902	15651	19.11%	76.63%	€ 27,449,024.56	8.47%	16.88%
€10,000 - €25,000	2730	18381	13.37%	90.00%	€ 42,013,063.95	12.96%	29.83%
€25,000 - €50,000	1065	19446	5.21%	95.22%	€ 37,188,287.05	11.47%	41.30%
€50,000 - €75,000	372	19818	1.82%	97.04%	€ 22,306,204.30	6.88%	48.18%
€75,000 - €100,000	172	19990	0.84%	97.88%	€ 14,746,235.36	4.55%	52.73%
€100,000 - €500,000	377	20367	1.85%	99.73%	€ 74,143,637.25	22.87%	75.60%
€500,000 -	56	20423	0.27%	100.00%	€ 79,131,162.71	24.40%	100.00%
<b>TOTAL</b>	<b>20423</b>		<b>100.00%</b>		<b>€ 324,255,552.51</b>	<b>100.00%</b>	

Dublin City Council was revalued in April 2011 effective from 2014. The purposed of the revaluation was to restate commercial valuation based on current market conditions, within an overall quantum, that did not result in loss of funds to the local authority. Essentially the revaluation process was to rebalance different trading sectors within the valuation envelope. Dublin City Council experienced material losses of rates income arising from the revaluation process, directly attributable to the construct of the legislation around appeals. This loss is replicated in every local authority that has been revalued. The revaluation process required immediate changes so as to address the loss of funds for local services equity.

## Homeless Services

The numbers of persons presenting as homeless increased in 2018 due to continuing shortages in housing supply and rent values. The costs of service provision for homeless persons increased in line with demand. Trends in demand for homeless related services have been well documented and debated. Addressing homelessness is a key pillar of the Government's Action Plan for Housing and Homelessness: Rebuilding Ireland. There is undoubted government commitment to tackling homelessness and also to Dublin City Council's services for those presenting as homeless.

## Dublin Fire Brigade Emergency Ambulance Service

The HSE now pay the City Council €9.18m per annum in respect of the cost of providing the DFB emergency ambulance service. In 2018 Dublin City Council provided for a further income of €4m from the HSE towards the cost of the service

i.e. income of €13.18m reflecting the actual incurred cost of service provision. However the HSE continues to pay the lower amount. This has resulted in a shortfall in 2018 of €4m and the revenue budget was adjusted to reflect this.

## **Payroll – Funding of National Pay Agreements**

The implementation of the Haddington Road Agreement and Public Sector Stability Agreement will increase pay related spend by €22.8m in 2019. Elements of these costs have not been wholly funded by Government (currently at an 82.3% rate of costs). This places a financial burden on Dublin City Council contrasting with other government sectors benefiting from full recoupment i.e. 100%.

## **Area Committees**

The Area Committee structure is an essential aspect of City governance, being closer to initiatives that bring considerable local community and business benefits. Area discretionary funding has facilitated resources to be targeted to local priorities in an open and transparent process. Funding for Area Committees discretionary to each locality has been increased in 2019 to €6.1m for all areas from €1m in 2014. Area structures will be reviewed in 2019 to better meet the requirements of revised electoral area arrangements.

## **Insurances**

Dublin City Council moved in February 2017 from a 'self-insured' basis with regard to major risk areas (e.g. public liability, employer liability, property, professional indemnity) with insurance cover only being purchased in respect of individual claims above a certain level. Following a review of insurance arrangements, Dublin City Council moved to a 'ground up' insurance cover across all risk areas. This change has resulted in moving from low premiums, high excesses and high pay out values to significantly higher premiums, low or zero excesses and low to nil pay out values. Funding is provided in this budget to meet the premium costs of ground up cover and claims costs from self-insured arrangements. Funding for this issue will be reviewed regularly to assess future requirements.

## **Irish Water**

With the establishment of Irish Water (IW) local authorities are no longer responsible for water and foul drainage related services. Water services assets, previously held by Dublin City Council are being transferred to IW. The Department of Housing, Planning & Local Government has directed that IW will not be liable for rates on the facilities transferred to the company from local authorities that previously had a rates liability. The grant in lieu of lost rates related to these properties was paid in 2016, 2017 and 2018. This grant amounts to €14.3m. An order has been signed in February 2019 that will see IW infrastructure valued for rating purposes and this may be effective in 2020.

## **CONCLUSION**

Dublin City Council services support business, residential and visitor life in the City. Service demand remained high in 2018 notwithstanding economic pressures, and this remains the case in 2019. Dublin City Council will continue to closely link service provision with available resources. Notwithstanding movements in resources, services will be delivered to the highest quality and represent value for money.

The staff of Dublin City Council is committed to supporting the ongoing development of the Dublin economy. During the past year many notable events were held here in Dublin and in the process the City's international reputation and image has been significantly enhanced.



I would like to thank the staff of all Departments for their co-operation and especially my colleagues in the Finance Department for their work in producing the Annual Financial Statement, in particular Antoinette Power, Head of Financial Accounting and the staff of the Financial Accounting Unit. I also wish to thank the members of Dublin City Council in relation to their consideration in resolving the many financial issues which arose during 2018.

With local elections to be held in May 2019, the external membership of the Audit Committee and the Finance Strategic Policy Committee will cease for this council. While some members may return to the committee configuration after the election, it is right to thank all those individuals and organisations who have given freely and generously of their time, skills and experience. In particular, Mr. Brendan Foster, Chairperson of the Audit Committee, has served for almost eight years. Brendan has indicated that he will stand down from the committee and role of chairperson in May 2019. He has made a real contribution to the governance and effectiveness of Dublin City Council and is to be thanked for that.

Finally I would like to thank the Chairperson of the Finance Strategic Policy Committee, Councillor Ruairi McGinley, and indeed all of the committee members, for their commitment and interest in the funding of Dublin City.

**Kathy Quinn, FCPFA**

**Head of Finance**

### **Changes to Accounting Policies AFS 2018**

There are no changes to Accounting Policies for AFS 2018.

# STATEMENT OF ACCOUNTING POLICIES

## 1. General

The accounts have been prepared in accordance with the Accounting Code of Practice ACoP on local authority accounting, as revised by the Department of Housing, Planning, Community and Local Government (DHPCLG) at 31st December 2018. Non-compliance with accounting policies as set out in ACoP must be stated in the Policies and Notes to the Accounts.

## 2. Statement of Funds Flow (Funds Flow Statement)

A Statement of Funds Flow has been introduced as part of AFS 2011. While the guidance of International Accounting Standard 7 Statement of Cash Flows has been followed, the business of local authorities is substantially different to most private sector organisations and therefore some minor changes to the format have been agreed to ensure the data displayed is meaningful and useful within the local government sector. For this reason the statement is being referred to as a 'Statement of Funds Flow'. The financial accounts now include a Statement of Funds Flow shown after the Statement of Financial Position (Balance Sheet). Notes 17 – 22 relate to the Statement of Funds Flow and are shown in the Notes on and forming part of the Accounts section of the AFS. Note 19 details Project/Non Project/Affordable/Voluntary balances, which can be either a debit or a credit balance. The funds flow assumes that these are debit balances and bases the (Increase)/Decrease description on this.

## 3. Accruals

The revenue and capital accounts have been prepared on an accrual basis in accordance with the Code of Practice. **(Each local authority should list the areas where they are not complying with this policy, e.g. development contributions)**

## 4. Interest Charges

Loans payable can be divided into the following two categories:

- Mortgage related loans
- Non- mortgage related loans

### 4.1 Mortgage Related Loans

Mortgage related loans have a corresponding stream of income from long term advances (i.e. monies lent by the local authorities to borrowers), for the purchase of houses. Only the interest element is charged or credited to the Statement of Comprehensive Income (Income and Expenditure Statement).

### 4.2 Non Mortgage Related Loans

Note 7 to the accounts sets out the types of borrowing under this heading. Loans relating to assets/grants, revenue funding will not have a corresponding stream of income. Bridging finance will eventually become part of permanent funding. Loans in respect of the other headings will have a corresponding value in Note 3.

## **5. Pensions**

Payments in respect of pensions and gratuities are charged to the revenue account in the accounting period in which the payments are made. The cost of salaries and wages in the accounts includes deductions in respect of pension contributions (including Widows and Orphans) benefits under the Local Government Superannuation Scheme and the Single Public Service Pension Scheme.

The Single Public Service Pension Scheme ("Single Scheme") commenced with effect from 1 January 2013. Employee contributions for the Single Scheme continue to be deducted by local authorities but are remitted centrally to DPER.

## **6. Agency and Other Services**

Expenditure on services provided or carried out on behalf of other local authorities is recouped at cost or in accordance with specific agreements.

## **7. Provision for Bad & Doubtful Debts**

Provision has/has not been made in the relevant accounts for bad & doubtful debts.

## **8. Fixed Assets**

### **8.1 Classification of Assets**

Fixed assets are classified into categories as set out in the Statement of Financial Position (Balance Sheet). A further breakdown by asset type is set out in note 1 to the accounts.

### **8.2 Recognition**

All expenditure on the acquisition or construction of fixed assets is capitalised on an accrual basis.

### **8.3 Measurement**

A Statement of Financial Position (Balance Sheet) incorporating all of the assets of the local authority was included for the first time in the Annual Financial Statement for 2003. The assets were valued based on the 'Valuation Guideline' issued by the DHPCLG. All assets purchased or constructed as from 1/1/2004 have been included at historical cost. Accounting policies relating to leases are currently being developed and will be reflected in the financial statements at a future date.

### **8.4 Revaluation**

As set out in a revision to the Accounting Code of Practice it is policy to show fixed assets at cost. Maintenance and enhancement costs associated with Infrastructure assets are not currently included in fixed assets but will be reviewed at a future date. Due to their physical nature the vast majority of assets are unique to local authorities and are not subject to disposal. Any loss or gain associated with the net realisable value of the remaining general assets subject to disposal, are accounted for at time of disposal.

### **8.5 Disposals**

In respect of disposable assets, income is credited to a specific reserve and is generally applied in the purchase of new assets. Proceeds of the sale of local authority houses are to be applied as directed by the DHPCLG.

## 8.6 Depreciation

Under the current method of accounting, the charge for depreciation is offset by the amortisation of the source of funding the asset. This method has a neutral impact on Income & Expenditure and consequently the charge for depreciation and the corresponding credit from amortisation is excluded from the Statement of Comprehensive Income (Income & Expenditure Statement).

The policies applied to assets subject to depreciation are as follows:

Asset Type	Bases	Depreciation Rate
Plant & Machinery		
- Long life	S/L	10%
- Short life	S/L	20%
Equipment	S/L	20%
Furniture	S/L	20%
Heritage Assets		Nil
Library Books		Nil
Playgrounds	S/L	20%
Parks	S/L	2%
Landfill sites (*See note)		
Water Assets		
- Water schemes	S/L	Asset life over 70 years
- Drainage schemes	S/L	Asset life over 50 years

The Council does not charge depreciation in the year of disposal and will charge a full year's depreciation in the year of acquisition.

**\* The value of landfill sites has been included in note 1 under land. Depreciation represents the depletion of the landfill asset.**

## 9. Government Grants

Government grants are accounted for on an accrual basis. Grants received to cover day-to-day operations are credited to the Statement of Comprehensive Income (Income & Expenditure Statement). Grants received, relating to the construction of assets, are shown as part of the income of work-in-progress. On completion of the project the income is transferred to a capitalisation account.

## 10. Development Debtors & Income

Short term development levy debtors are included in note 5. Income from development contributions not due to be paid within the current year is deferred and not separately disclosed in the financial statements.

## 11. Debt Redemption

The proceeds from the early redemption of loans by borrowers, are applied to the redemption of mortgage related borrowings from the HFA and OPW.

## **12. Lease Schemes**

Rental payments under operating leases are charged to the Statement of Comprehensive Income (Income & Expenditure Statement). Assets acquired under a finance lease are included in fixed assets. The amount due on outstanding balances is shown under current liabilities and long-term creditors.

## **13. Stock**

Stocks are valued on an average cost basis.

## **14. Work-in-Progress & Preliminary Expenditure**

Work-in progress and preliminary expenditure is the accumulated historical cost of various capital related projects. The income accrued in respect of these projects is shown in the Statement of Financial Position (Balance Sheet) as 'Income WIP'.

## **15. Interest in Local Authority Companies**

The interest of Dublin City Council in companies is listed in Appendix 8.

## **16. Related Parties**

A related party transaction is a transfer of resources, services or obligations between the local authority and a related party. The main related parties for a local authority include the following:

- i. Management and Personnel
- ii. Council members
- iii. Government Departments
- iv. Local Authority Companies

Local Authority council members and key personnel are bound under the relevant sections of the Local Government Act 2001 and subsequent amending legislation to:

- a. furnish an annual declaration of 'declarable interests' set out in section 175 of the Act;
- b. disclose under sections 167, 178 and 179 any beneficial interests that they or a connected person has; and
- c. follow a code of conduct issued by the Minister for the Environment, Community and Local Government under section 169 of the Local Government Act 2001 in 2004.

'Declarable interests' cover both financial and certain other interests such as land etc.

Local authority management and personnel salary and remuneration is determined by the Department of Housing, Planning, Community and Local Government in line with central government policy on rates of pay.

Local Authority interests in companies and joint ventures are disclosed in Appendix 8 to the Annual Financial Statements.

Local Authority transactions with government departments are governed by central government controls and procedures driven by government accounting rules.

**STATEMENT OF COMPREHENSIVE INCOME (INCOME & EXPENDITURE ACCOUNT STATEMENT)  
FOR YEAR ENDING 31st DECEMBER 2018**

The Income and Expenditure Account Statement brings together all the revenue related income and expenditure.  
It shows the surplus/(deficit) for the year. Transfers to/from reserves are shown separately and not allocated by service division.  
Note 16 allocates transfers by service division in the same format as Table A of the adopted Local Authority budget.

**Expenditure by Division**

		<b>Gross Expenditure</b>	<b>Income</b>	<b>Net Expenditure</b>	<b>Net Expenditure</b>
		<b>2018</b>	<b>2018</b>	<b>2018</b>	<b>2017</b>
	Notes	£	£	£	£
Housing & Building		334,971,317	292,133,981	42,837,336	48,062,455
Roads Transportation & Safety		102,036,921	56,141,061	45,957,860	45,137,845
Water Services		54,675,649	45,234,298	9,441,351	9,249,327
Development Management		48,277,851	21,174,808	27,103,043	27,627,731
Environmental Services		191,776,562	91,359,039	100,417,523	98,162,505
Recreation & Amenity		90,800,427	15,294,566	75,505,861	71,117,096
Agriculture, Education, Health & Welfare		1,845,392	779,420	1,065,972	1,506,727
Miscellaneous Services		42,218,500	44,898,247	(2,679,747)	10,257,492
<b>Total Expenditure/Income</b>	16	<b>866,664,619</b>	<b>567,015,420</b>	<b>299,649,199</b>	<b>311,121,178</b>
<b>Net cost of Divisions to be funded from Rates &amp; Local Property Tax</b>					
Rates				324,255,552	321,481,363
Local Property Tax	15			23,085,069	23,068,369
<b>Surplus/(Deficit) for Year before Transfers</b>				<b>47,691,422</b>	<b>33,429,154</b>
<b>Transfers from/(to) Reserves</b>	14			<b>(49,289,983)</b>	<b>(36,290,496)</b>
<b>Overall Surplus/(Deficit) for Year</b>	16			<b>(1,598,561)</b>	<b>(2,861,342)</b>
<b>General Reserve @ 1st January 2018</b>				<b>23,240,144</b>	<b>26,101,486</b>
<b>General Reserve @ 31st December 2018</b>				<b>21,641,583</b>	<b>23,240,144</b>

# STATEMENT OF FINANCIAL POSITION (BALANCE SHEET) AT 31st DECEMBER 2018

	Notes	2018 I	2017 I
<b>Fixed Assets</b>	1		
Operational		6,747,257,482	6,672,645,406
Infrastructural		2,921,951,261	2,922,907,297
Community		233,853,415	101,998,791
Non-Operational		471,935,557	468,959,136
		<b>10,375,003,715</b>	<b>10,166,510,630</b>
<b>Work in Progress and Preliminary Expenses</b>	2	184,804,571	244,997,338
<b>Long Term Debtors</b>	3	481,146,447	443,755,749
<b>Current Assets</b>			
Stocks	4	5,204,205	4,777,323
Trade Debtors & Prepayments	5	221,955,333	192,961,854
Bank Investments		126,276,479	130,925,526
Cash at Bank		-	1,478,887
Cash in Transit		-	46,337
		<b>353,436,016</b>	<b>330,189,927</b>
<b>Current Liabilities (Amounts falling due within one year)</b>			
Bank Overdraft		4,200,242	-
Creditors & Accruals	6	184,954,549	199,069,496
Finance Leases		-	-
		<b>189,154,791</b>	<b>199,069,496</b>
<b>Net Current Assets / (Liabilities)</b>		<b>164,281,225</b>	<b>131,120,431</b>
<b>Creditors (Amounts falling due after more than one year)</b>			
Loans Payable	7	476,508,822	497,689,169
Finance Leases		-	-
Refundable deposits	8	12,268,211	8,925,527
Other		76,714,218	38,002,334
		<b>565,491,251</b>	<b>544,617,030</b>
<b>Net Assets</b>		<b>10,639,744,707</b>	<b>10,441,767,118</b>
<b>Represented by</b>			
Capitalisation Account	9	10,375,003,715	10,166,510,630
Income WIP	2	165,490,096	234,173,980
Specific Revenue Reserve		29,013,652	29,013,653
General Revenue Reserve		21,641,583	23,240,144
Other Balances	10	48,595,661	(11,171,289)
<b>Total Reserves</b>		<b>10,639,744,707</b>	<b>10,441,767,118</b>
		<b>(0)</b>	

# STATEMENT OF FUNDS FLOW (FUNDS FLOW STATEMENT)

AS AT 31 ST DECEMBER 2018

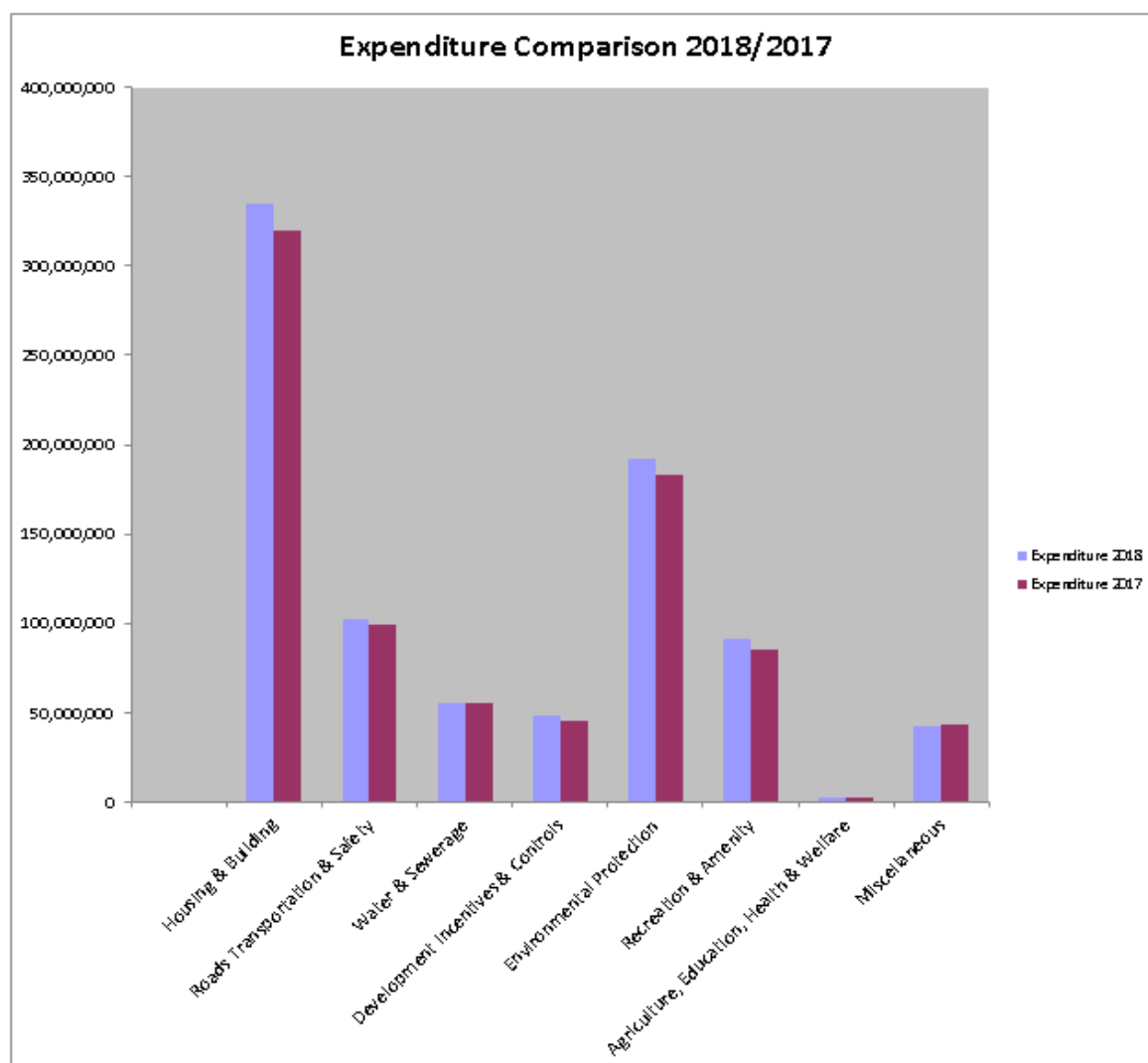
		2018	2018
	Note	€	€
<b>REVENUE ACTIVITIES</b>			
<b>Net Inflow/(outflow) from operating activities</b>	<b>17</b>	<b>(145,133,868)</b>	
<b>CAPITAL ACTIVITIES</b>			
<b>Returns on Investment &amp; Servicing of Finance</b>			
Increase/(Decrease) in Fixed Asset Capitalisation Funding		208,493,084	
Increase/(Decrease) in WIP/Preliminary Funding		(68,683,884)	
Increase/(Decrease) in Reserves Balances	<b>18</b>	40,264,649	
<b>Net Inflow/(Outflow) from Returns on Investment and Servicing of Finance</b>		<b>180,073,849</b>	
<b>Capital Expenditure &amp; Financial Investment</b>			
(Increase)/Decrease in Fixed Assets		(208,493,084)	
(Increase)/Decrease in WIP/Preliminary Funding		60,192,767	
(Increase)/Decrease in Other Capital Balances	<b>19</b>	20,580,230	
<b>Net Inflow/(Outflow) from Capital Expenditure and Financial Investment</b>		<b>(127,720,088)</b>	
<b>Financing</b>			
Increase/(Decrease) in Loan Financing	<b>20</b>	(19,859,160)	
(Increase)/Decrease in Reserve Financing	<b>21</b>	(1,077,930)	
<b>Net Inflow/(Outflow) from Financing Activities</b>		<b>(20,937,090)</b>	
<b>Third Party Holdings</b>			
Increase/(Decrease) in Refundable Deposits		3,342,684	
<b>Net Increase/(Decrease) in Cash and Cash Equivalents</b>	<b>22</b>	<b>(10,374,513)</b>	<b>(10,374,513)</b>



## Revenue Accounts 2018 before transfers to Capital / Financial Profile at a glance

	Expenditure 2018	Expenditure 2017
Housing & Building	334,971,317	320,374,445
Roads Transportation & Safety	102,098,921	99,080,443
Water & Sewerage	54,875,649	55,540,325
Development Incentives & Controls	48,277,851	45,553,715
Environmental Protection	191,776,562	183,061,250
Recreation & Amenity	90,800,427	85,418,214
Agriculture, Education, Health & Welfare	1,845,392	2,427,800
Miscellaneous	42,218,500	43,333,959
<b>Total Expenditure</b>	<b>866,664,619</b>	<b>834,790,251</b>

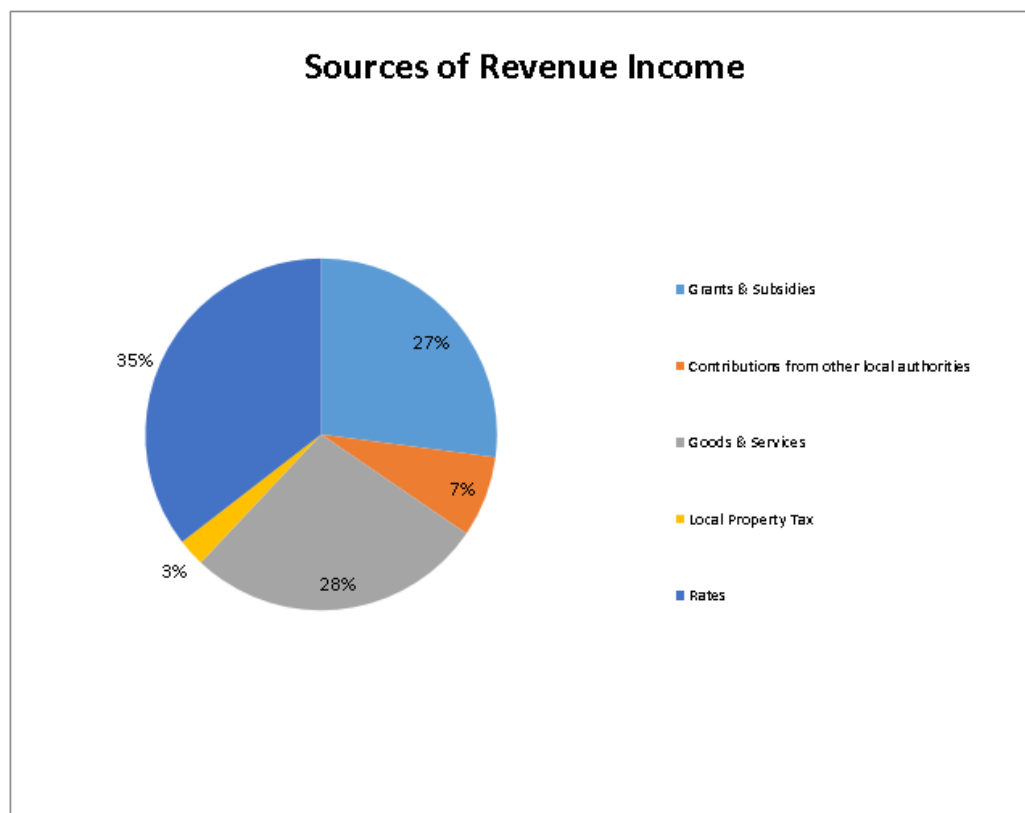
As per Income & Expenditure Account



## Main Sources of Revenue Income

	2018 €
Grants & Subsidies	247,606,065
Contributions from other local authorities	68,094,671
Goods & Services	251,314,684
Local Property Tax	23,085,069
Rates	324,255,552
	<b><u>914,356,041</u></b>

*As per Note 15*

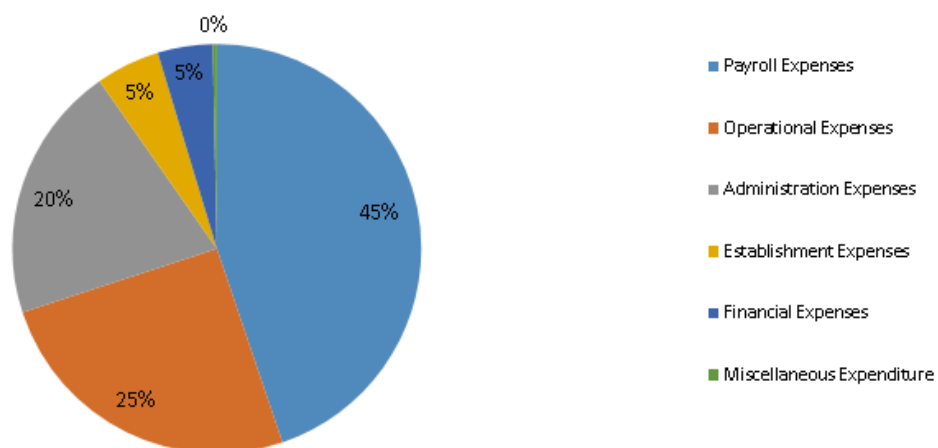


## Main Categories of Revenue Expenditure

	2018 €
Payroll Expenses	388,231,985
Operational Expenses	218,098,328
Administration Expenses	176,040,439
Establishment Expenses	43,821,903
Financial Expenses	37,761,857
Miscellaneous Expenditure	2,710,107
<b>Total Expenditure</b>	<b><u>866,664,619</u></b>

*As per Appendix 1*

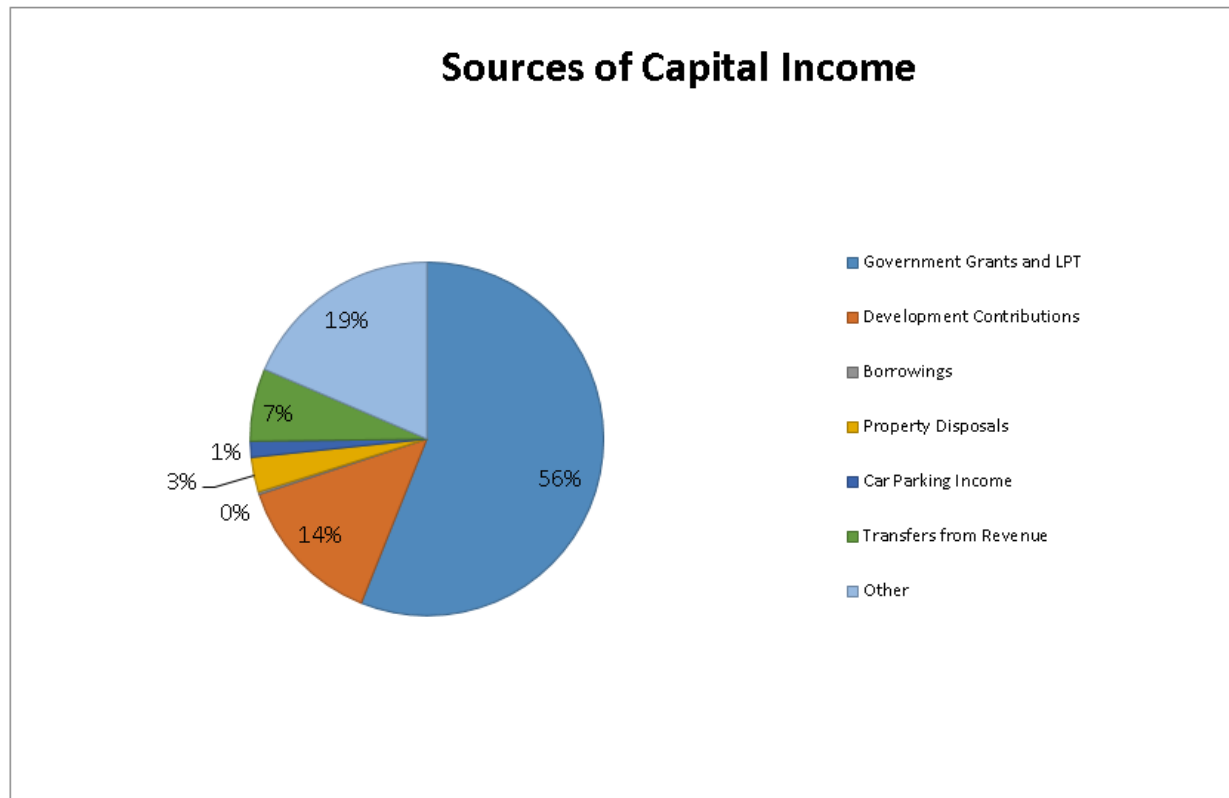
### Analysis of Revenue Expenditure



## Sources of Capital Income

	2017 €
Government Grants and LPT	225,808,040
Development Contributions	55,802,964
Borrowings	938,626
Property Disposals	12,850,761
Car Parking Income	5,927,769
Transfers from Revenue	26,735,698
Other	74,729,795
	<b><u>402,793,653</u></b>

*As per Appendix 5*

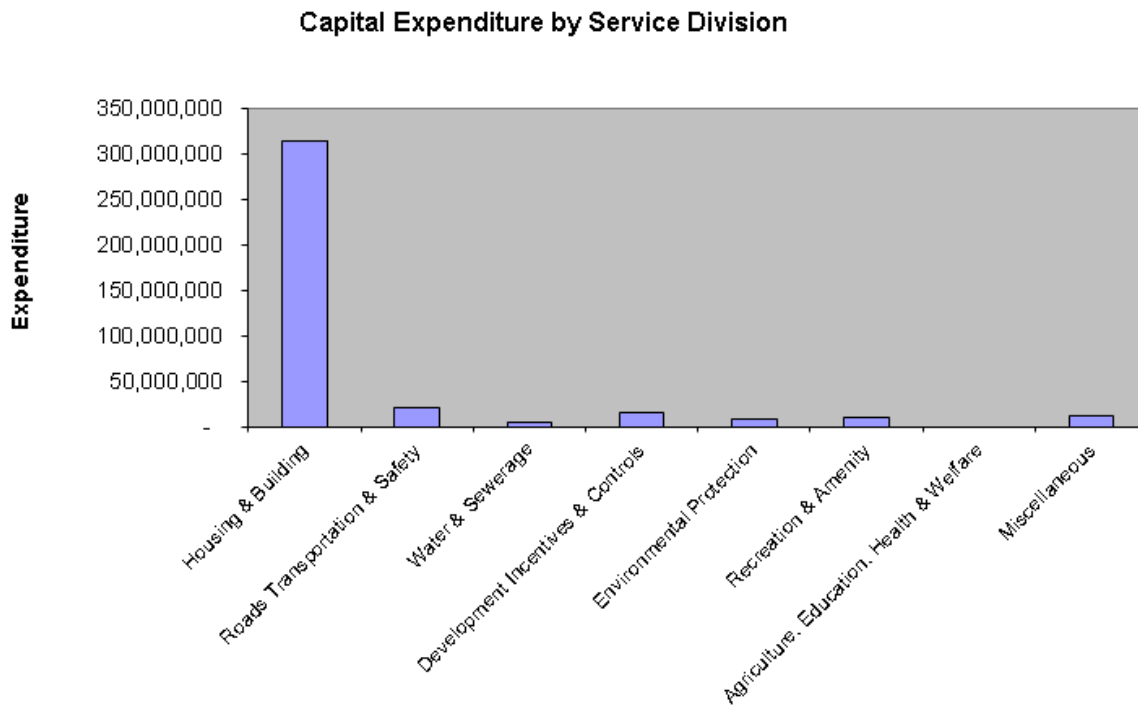


## Capital Expenditure by Service Division

	2018
	€
Housing & Building	314,764,382
Roads Transportation & Safety	21,465,853
Water & Sewerage	4,000,542
Development Incentives & Controls	14,575,487
Environmental Protection	7,892,630
Recreation & Amenity	10,790,161
Agriculture, Education, Health & Welfare	-
Miscellaneous	11,425,028

**384,914,083**

*As per Appendix 6*





## **APPENDICES**

- Appendix 1    Members of Strategic Policy Committees
- Appendix 2    Activities of the Strategic Policy Committees
- Appendix 3    Dublin City Council Performance Indicators
- Appendix 4    Dublin City Council Customer Service Action Plan 2018-2020 - Progress Report 2018
- Appendix 5    Dublin City Council Development Contributions Scheme
- Appendix 6    Conferences & Seminars
- Appendix 7    Dublin City Council Recruitment Competitions
- Appendix 8    Members of Dublin City Council Joint Policing Committees
- Appendix 9    Dublin City Council Corporate Plan 2015-2019 Progress Report 2018





## **Appendix 1 Members of Strategic Policy Committees**

### **Finance Strategic Policy Committee**

**Chairperson:** Cllr. Ruairi McGinley, (Ind)

An tArdmhéara Nial Ring (Ind)

Cllr. Mícheál MacDonncha (SF)

Cllr. Paddy Bourke (Ind)

Cllr. Tom Brabazon, (FF)

Cllr. Brendan Carr (Lab)

Cllr. Dermot Lacey (Lab)

Cllr. Ray McAdam (FG)

Cllr. Paddy McCartan (FG)

Cllr. Seamas McGrattan (SF) – took up place in May 2018.

Cllr Larry O'Toole (SF)

Cllr. Noeleen Reilly (Ind)

Cllr. Hazel De Nortúin (PBP) – Resigned in January 2018.

### **Sectoral Interests**

Mr. Morgan O'Regan, Docklands Business Forum – Resigned September 2018

Mr. Eric Fleming, ICTU

Dr. Caroline McMullan, DCU

Mr. Aebhric McGibney, Dublin Chamber of Commerce

Ms. Joanna Piechota, PPN –Irish Polish Society

Mr. Aidan Sweeney, IBEC

## **Housing Strategic Policy Committee**

**Chairperson:** Cllr. Daithi Doolan, (SF)

Cllr. Chris Andrews (SF)

Cllr. Janice Boylan (SF)

Cllr. Christy Burke (IND)

Cllr. Anthony Connaghan (SF)

Cllr. David Costello (FF)

Cllr. Patrick Costello (GP)

Cllr. Pat Dunne (UL)

Cllr. Alison Gilliland (LP)

Cllr. Andrew Keegan (PBPA)

Cllr. Ray McAdam (FG)

Cllr. Criona Ni Dhálaigh (SF)

Cllr. Cieran Perry (IND)

Cllr. Éilish Ryan (WP)

Cllr. Norma Sammon (FG)

Cllr. Sonya Stapleton (IND)

## **Sectoral Interests**

Mr. Kevin White – Alone

Mr. Francis Doherty – Peter McVerry Trust

Ms. Aoife Delaney – Disability Federation of Ireland

Ms. Aideen Hayden - Threshold

Mr. Pat Green – Dublin Simon Community

Ms. Jill Young – Irish Council for Social Housing

## **Environment Strategic Policy Committee**

**Chairperson:** Cllr. Naoise O'Muire (FG)

Cllr. Claire Byrne (GP)

Cllr. Ciarán Cuffe (GP)

Cllr. Declan Flanagan (FG)

Cllr. Mannix Flynn (IND)

Cllr. Tina MacVeigh (PBP)

Cllr. Edel Moran (SF)

Cllr. Michael Mullooly (FF)

Cllr. Michael O'Brien (S)

Cllr. Ciaran O'Moore (SF)

## **Sectoral Interests**

Mr. William Brennan – Dublin Community Growers

Mr. Robert Collieran – Dublin Docklands Business Forum

Mr. Joe McCarthy – An Taisce

Mr. Robert Moss – Public Participation Network

## **Transportation Strategic Policy Committee**

**Chairperson** Cllr. Ciarán Cuffe (GP)

Cllr. Paul Hand (Non Party)

Cllr. Teresa Keegan (Non Party)

Cllr. Frank Kennedy (FF)

Cllr. Paddy Smyth (FG)

Cllr. Paddy McCartan (FG)

Cllr. Larry O'Toole (SF)

Cllr. Ray McHugh (SF)

Cllr. Jane Horgan-Jones (LP)

Cllr. Kieran Binchy (FG)

Cllr. Ciarán O'Moore (SF)

Cllr. Mannix Flynn (Non Party)

Cllr. Tom Brabazon (FF)

Cllr. Ruairí McGinley (Non Party)

### **Sectoral Interests**

Ms. Fiona Kelty, National Council for the Blind of Ireland

Mr. Frank Mulligan, Irish Road Haulage Association

Mr. Colm Ryder, Dublin Cycling Campaign

Mr. Richard Guiney, Dublin City Business Improvement District t/a Dublin Town

Mr. Keith Gavin, Irish Parking Association

Mr. Martin Hoey, Public Participation Network

Mr. Barry Aldworth, AA Ireland Ltd.

### **Economic Development and Enterprise Strategic Policy Committee**

**Chairperson:** Cllr. Deirdre Heney (FF)

Cllr. Paul McAuliffe (FF)

Cllr. Paddy Bourke (IND)

Cllr. Anne Feeney (FG)

Cllr. Gerry Kelly (SF)

Cllr. Alison Gilliland (Lab)

Cllr. Garry Gannon (SD)

Cllr. Gaye Fagan (SF)

Cllr. Noeleen Reilly (SF)

Cllr. Norma Sammon (FG)

Cllr. Mary Freehill (Lab)

### **Sectoral Interests**

Mr. John Lombard (Assoc. of Consulting Engineers in Ireland)

Ms. Denise Brophy (Dublinia)

Ms. Evanne Kilmurray (Inner City Enterprise)

Mr. Martin Harte (Temple Bar Company)

Ms. Geraldine Lavin (Small Firms Association)

### **Arts, Culture and Recreation Strategic Policy Committee**

**Chairperson:** Cllr. Vincent Jackson (IND)

Cllr. Mary Freehill (LAB)

Cllr. Greg Kelly (SF)  
Cllr. Aine Clancy (LAB)  
Cllr. John Lyons (PBP)  
Cllr. Emma Murphy (SF)  
Cllr. Séamas McGrattan (SF)  
Cllr. Damian O'Farrell (Non-party)  
Cllr. Gary Gannon (Ind)  
Cllr. Claire Byrne (Grn)  
Cllr. Séan Paul Mahon (FF)  
Cllr. Claire O'Connor (FF)  
Cllr. Anne Feeney (FG)  
Cllr. Rebecca Moynihan (LAB)

#### **Sectoral Interests**

Mr. Gerry Kerr (NCBI)  
Mr. Willie White (Dublin Theatre Festival)  
Ms. Ciara Higgins (Royal Irish Academy of Music)  
Mr. Maurice Ahern (Irish Sports Council)  
Ms. Sarah Costigan (The Little Museum of Dublin)  
Ms. Jenny Murray (Children's Books Ireland) (Jan 2018 – Sept 2018)  
Ms. Elaina Ryan (Children's Books Ireland) (returned Nov 2018)  
Mr. Conor McQuillan (Public Participation Network)

## **Planning and Property Development SPC**

**Chairperson:** Cllr. Andrew Montague (Lab)

Cllr. Áine Clancy (Lab)

Cllr. Cathleen Carney Boud (SF)

Cllr. Daithí De Róiste (FF)

Cllr. Dermot Lacey (Lab)

Cllr. Hazel De Nortúin (PBP) replaced Cllr Éilis Ryan (Workers Party) 09/01/2018

Cllr. Gaye Fagan (SF)

Cllr. Janice Boylan (SF)

Cllr. Kieran Binchy (FG)

Cllr. Patrick Costello (GP)

## **Sectoral interests**

Mr. John McGrane (British Chamber of Commerce)

Mr. Graeme McQueen (Dublin Chamber of Commerce)

Ms. Valerin O'Shea (AnTaisce)

Mr. Odran Reid (Public Participation Network)

Ms. Ann Mulcrone (Irish Planning Institute)

## **Appendix 2 Activities of the Strategic Policy Committees**

*Listed below is a report on the activities of the Strategic Policy Committees for 2018.*

### **Finance Strategic Policy Committee**

Meetings Held: 5

#### **Report on Activities**

The Finance Strategic Policy Committee provides leadership and direction on key areas relating to the financing of Dublin City Council. Key topics pursued during 2018 were:

#### **Funding issues:**

- Review of Local Property Tax – submissions to government review
- Review of Local Property Tax – delegation attendance at Joint Oireachtas Committee on Housing, Planning and Local Government
- Rates legislation framework review – updates
- Rates Debtors Report 2017
- Housing Rents report
- Homeless Report

#### **Governance Issues:**

- Annual Financial Statements 2017
- Audit Committee - Minutes for review
- Debtors Quarter 4 2017 presentation

#### **Development Issues:**

- Review of Vacant Commercial Properties
- Development Contributions Scheme – annual update
- Dublin City Development Plan 2016-2022 – progress report

#### **Procurement Issues:**

- Inclusion of social inclusion clauses in procurement tenders

#### **Resourcing Issues:**

- Service Delivery Plan and Resources Working Group – updates
- North City Operations Depot – update

#### **Presentations made to the Committee included:**

- Failte Ireland – Keelin Fagan, Head of Dublin (Failte Ireland)
- EURO 2020 Tournament – Richard Shakespeare, Asst. Chief Executive, John Kelly, Principal Officer, Dept. of Transport, Tourism & Sport and Eamon Breen, Finance Director, FAI
- IT Infrastructure – Waste Systems update – Brian Curtis, ICT Manager

#### **Motions on:**

- Establishment of a sub group to plan and organise for Dublin's hosting of the EURO 2020 Tournament.
- Establishment of an Affordable Housing Capital Fund through borrowing from the Housing Finance Agency.
- Period poverty – provision of free sanitary products in all Dublin City Council buildings.

# Housing Strategic Policy Committee

Meetings Held: 10

## **Report on Activities:**

A joint Workshop of the Housing & Planning workshop was held on 17th October and its aims were to inform DCC Housing and Planning SPC members of recent changes in the Irish planning framework and spatial policy alongside new developments in housing and land use policy. Secondly, as part of the Review of the DCC Housing Strategy 2016-2022, workshop participants were invited to consider the totality of the housing policy objectives articulated by DCC's Development Plan to 2022 with a view to ensuring their overall coherence.

The principal issues debated and considered by the Committee were as follows:

Joint DCC Housing and Planning SPC Workshop on Review of DCC Housing Strategy, 2016 -2022

- Housing Programme
- Homeless Services
- Traveller Accommodation
- Ballyfermot Chapelizod Homeless Forum Presentation
- Housing SPC Sub Group updates
- Rent Arrears Presentation
- Pilot Residential Vacancy Study
- Scheme of Lettings - Proposed Revised Scheme
- DCC Flat Complexes Regeneration Proposals
- Approved Housing Bodies (Presentation – Irish Council for Social Housing)
- Review of Housing Strategy report 2015-2017
- HAP, Rental Accommodation Scheme (RAS) & Leasing
- Mechanical and Energy Efficiency Division Programme Update
- The Future of Council Housing Presentation

There was one Housing SPC Sub-Group set up to examine topics in greater depth and revert to Housing SPC with recommendations:

- **Condensation Sub Group**

Objectives: To consider condensation in City Council Stock.

2 meetings occurred in 2018;

- 20<sup>th</sup> February
- 3<sup>rd</sup> May

## **Members of Sub-Committee**

Councillor Tina MacVeigh - Chair  
Councillor Daithi Doolan  
Councillor Éilis Ryan  
Councillor David Costello  
Councillor Janice Boylan  
Senior Executive Engineer – Robert Buckle  
Senior Executive Architect – Cecilia Naughton  
Senior Executive Engineer – Shane Hawkshaw  
Administrative Officer – Imelda Brehony  
Passavate – Andrew Lundberg



## **Environment Strategic Policy Committee**

Meetings Held: 6

### Report on Activities

- Developed the Dublin City Council Waste (Separation, Storage and Presentation of Household and Commercial Waste) Bye laws 2018.
- Dublin City Council Waste (Separation, Storage and Presentation of Household and Commercial Waste) Bye laws 2018 adopted by the City Council
- Climate Change Action Plan finalised
- Supported the development of a successful media campaign on cigarette litter
- Oversight of the Dublin Waste Energy Facility operations to include a site visit.
- Community Gain Fund grant details published.
- Inter-agency policy on Dublin Bay Water Quality being developed
- Bottle Bank Cleaning arrangements enhanced.
- National Environmental Policy Training provided to Members of the Committee

## ***Transportation Strategic Policy Committee***

Meetings Held: 5

### Report on Activities

- Various updates during 2018 on the proposed College Green Plaza and traffic management proposals.
- Mr. Jarrett Walker, Jarrett Walker and Associates, Public Planning and Policy Consultants gave a detailed presentation to the SPC on Bus Connects, the proposed re-design of the bus network in Dublin City.
- Presentation on the current HGV management strategy, and the issues to be considered regarding an extension of the cordon to 4 axle vehicles including how deliveries/collections from private residences would be dealt with.
- Consideration by the SPC of the Dublin City Council Special Speed Limit Bye-Laws 2018, and referral to the City Council for adoption.
- Consideration also by the SPC of Dublin City Council Control of On-Street Delivery Hub Bye-Laws 2018 and referral to the City Council for adoption.
- Ongoing updates on the implementation of the City Council's Public Realm Strategy.
- Review of the Dublin City Council Horse Drawn Carriage Bye-Laws.
- Presentation to the SPC reviewing the transport/travel arrangements that took place for the Papal visit.
- Presentation by the Senior Engineer, Transportation Operations, on the Traffic Advisory Group and proposed Neighbourhood Scheme processes.
- Presentation also on the impact on traffic following commencement of Luas Cross City.
- Presentation to the SPC by the National Transport Authority on proposed key public transport projects and on the proposed Metrolink.
- Further update on Dublin Street Nameplates.
- Report on proposed Draft Dublin Agglomeration Environmental Noise Action Plan, December 2018 – November 2023
- Report on Velo City Dublin 2019
- Presentation on Strategic Plan for Coach Parking in Dublin City Council Administrative Area
- Report on Electric Vehicle Charging for residents of terraced houses or apartments

## **Economic Development and Enterprise Strategic Policy Committee**

Meetings Held: 4

### **Report on Activities:**

The Economic Development & Enterprise Office, consisting of the Economic Development Office, the Local Enterprise Office (LEO) and International Relations, support the work of the Economic Development & Enterprise Strategic Policy Committee (SPC), chaired by Cllr. Deirdre Heney.

The Committee deals with the formulation, development, monitoring and review of policy that relates to the functions of the local authority and advises the local authority on those matters.

The Committee consists of 15 members, 10 Councillors and 5 sectoral members, and it met four times in 2018 with an additional event, the Dublin City Summit Series – Apprenticeship Summit, also held.

The following are its areas of responsibility:

- Promotion of Economic Development for Dublin City
- Oversight of Enterprise Supports for micro enterprise in Dublin City
- Casual Trading
- Markets
- Tourism
- International Relations

The Economic Development & Enterprise Strategic Policy Committee addressed the following during the course of 2018.

### **January 2018:**

Role and function of the Local Enterprise Office Dublin City

Local Economic & Community Plan 2016-2017 update

Economic Development Strategy 2018-2021

Economic Development and Enterprise Management Update

### **April 2018:**

Eastern Midlands Regional Assembly strategy update

Metropolitan Area Strategic Plan (MASP)

Regional Spatial and Economic Strategy (RSES)

AERO socio-economic geo mapping

Dublin Christmas Flea Market

SPC programme of work 2018-2019

Economic Development and Enterprise Management Update

### **July 2018:**

Dublin Tourism Promotional Strategy (Fáilte Ireland).

Dublin Docklands Water Animation Strategy

Tourism 2025 (Irish Tourism Industry Confederation)

Casual Trading Bye Laws: Hours and fees

**October 2018:**

Introduction to the circular economy (Eastern Midlands Regional Waste Management Office)

MODOS: Sustainability training for small business (DCC)

Your Dublin Your Voice: survey platform update

Social Enterprise Policy development and research by DCC

Economic Development and Enterprise Management Update

International Relations Management Update

Economic Development & Enterprise Management Update

## **Arts, Culture and Recreation Strategic Policy Committee**

Meetings Held: 6

The work of Culture, Recreation and Economic Services is overseen by the Arts, Culture and Recreation Strategic Policy Committee, chaired by Cllr. Vincent Jackson. The Committee deals with the formulation, development, monitoring and review of policy which relate to the functions of the local authority and to advise the local authority on those matters. The Committee consists of 21 members, 14 Councillors and 7 Sectoral Members. Six meeting took place in 2018.

**The following are its areas of responsibility:**

- Archives
- Arts
- Culture
- Events and Festivals
- Parks and Open Spaces
- Music
- Galleries
- Higher Education Grants
- International Relations
- Libraries
- Museums
- Natural Environment
- School Meals
- Sports and Recreation Centres
- Sports Development

**Arts, Culture and Recreation Strategic Policy Committee addressed the following during the course of 2018.**

**22<sup>nd</sup> January 2018**

- Andrew Hetherington, Chief Executive, Business to Arts – Presentation on Business to Arts and Dublin City Council Partnership Overview.
- Liz Coman, Asst. Arts Officer – Presentation on Art, Education and Learning – Erasmus and EU Funding and Project Implementation.
- Jim Beggan, Senior Executive Officer – Review on Passport for Leisure & over 65's scheme.
- End of year report on LECP 2016 – 2021.
- Margaret Hayes, City Librarian – Executive Summary on Creative Ireland Dublin City Programme 2017.

**12<sup>th</sup> March 2018**

- Brendan Teeling, Deputy City Librarian – Presentation on the Draft Creative Ireland Dublin City – Culture and Creative Strategy 2018 -2022.
- Donncha O'Dulaing – Presentation on UNESCO Dublin Bay Discovery Centre
- Jim Beggan, SEO – Review of Passport for Leisure and Over 65's scheme
- Ray Yeates, City Arts Officer – Report on Street and Mural Art in the City.

- Ray Yeates, City Arts Officer – Report on the Implementation of the Cultural Strategy.
- Brendan Teeling, Deputy City Librarian – Report on George Bernard Shaw House.

#### **14<sup>th</sup> May 2018**

- Niamh Ni Cholmain, Biodiversity Facilitator – Presentation on Community Approach to Biodiversity awareness and conservation.
- Brendan Teeling, Deputy City Librarian – Report on George Bernard Shaw House.
- Ray Yeates, City Arts Officer – Report on the Implementation of Dublin City Council Cultural Strategy.
- CRES LECP Action Plan 2018

#### **9<sup>th</sup> July 2018**

- Jim Beggan, Senior Executive Officer – Report on the new over 60's discount scheme.
- Brendan Teeling, Deputy City Librarian – Report on George Bernard Shaw House.
- Ray Yeates, City Arts Officer – Update report on Implementation of the Cultural Strategy.
- Leslie Moore, City Parks Superintendent – presentation on Markets in Parks.
- Parnell Square Cultural Quarter Finance Report.

#### **10<sup>th</sup> September 2018**

- Leslie Moore, City Parks Superintendent – Report on Dollymount and Bull Island.
- Brendan Teeling, Deputy City Librarian – Report on George Bernard Shaw House.
- Ray Yeates, City Arts Officer – Report on Artists workspaces
- Ray Yeates, City Arts Officer – Report on the Implementation of the Cultural Strategy.
- Parnell Square Cultural Quarter – Media Final Briefing, New City Library.
- Brendan Teeling, Deputy Librarian - Architects report on Terenure Library.

#### **26<sup>th</sup> November 2018**

- Leslie Moore, City Parks Superintendent – Report on Dollymount Strand
- Iseult Byrne, Interim CEO – Dublin City Culture Company Report.
- Ruairi O'Cuiv, Public Art Manager – Update on Luke Kelly statues.
- Brendan Teeling, Deputy City Librarian – Update on George Bernard Shaw House.
- Ray Yeates – Report on the Implementation of the Cultural Strategy.
- Brendan Teeling, Deputy City Librarian – Update on New City Library at Parnell Square.
- Brendan Teeling, Deputy City Librarian – Libraries Unlimited A Strategic Direction for Dublin City Public Libraries 2019 – 2023
- Clive Ahern, Environment & Transportation – Velo-city presentation.

#### **Sub-Committees:**

- Commemorations Sub-Committee
- Commemorative Naming Committee (Sub Committee of the City Council)
- Arts and Cultural Advisory Group
- Artists Workspaces Sub Committee
- Dublin City Sports and Wellbeing Partnership Advisory Board

## **Planning & Property Development Strategic Policy Committee**

Meetings Held: 5.

### **Report on Activities:**

There were five meetings held in 2018, including one Joint meeting with the Economic Development and Enterprise SPC regarding implementing The National Planning Framework 2040. In the course of the year the SPC considered a number of important policy issues and brought forward valuable proposals in key strategy areas which included:

1. Local Authority Works – Part 8 Procedure
2. Strategic Housing Developments
3. Members Planning Fees
4. Iveagh Markets.
5. Ireland 2040: Implementing National Planning Framework
6. Housing Strategy Update 2015-2017
7. On Line Planning System
8. Draft Urban Development and Building Height: Guidelines for Planning Authorities
9. Vacant Sites Register (10 largest sites based on valuation with a planning history)
10. Acquisitions ( list of acquisitions made by Dublin City Council in previous 6 months)
11. Santry River Greenway
12. Place Making
13. Resourcing of Enforcement Relating to Short Term Accommodation Units.



## Appendix 3 Dublin City Council Performance Indicators

There are a number of indicators for which data is supplied centrally and provided by NOAC to each Local Authority. See notes below.

**Roads R1 and R2** :- information not received yet from NOAC so indicator reads 1%. This will change as soon as the information becomes available

**Water W1** :- This indicator does not apply to DCC as it refers to Private Water Schemes

**Litter Pollution**:- information not received yet from NOAC so indicator reads 1%. This will change as soon as the information becomes available

### Performance Indicators

01/01/2018 - 31/12/2018 (Annual)

Dublin City Council

Status: Complete

Topic	Indicator	Value	Comment
<b>Housing: H1, H2 &amp; H4 Approved</b>	A. No. of dwellings in the ownership of the LA at 1/1/2018	25244	
	B. No. of dwellings added to the LA owned stock during 2018 (whether constructed or acquired)	633	
	C. No. of LA owned dwellings sold in 2018	100	
	D. No. of LA owned dwellings demolished in 2018	104	
	E. No. of dwellings in the ownership of the LA at 31/12/2018	<b>25673</b>	
	F. No. of LA owned dwellings planned for demolition under a DHPLG approved scheme	64	
	A. The percentage of the total number of LA owned dwellings that were vacant on 31/12/2018	<b>3.09 %</b>	
	The number of dwellings within their overall stock that were not tenanted on 31/12/2018	792	The figure of 792 dwellings is comprised of the following 489 properties vacant available for letting = 1.91% 303 regeneration projects not available for letting = 1.18%
	A. Expenditure during 2018 on the maintenance of LA housing compiled from 1 January 2018 to 31 December 2018, divided by the no. of dwellings in the LA stock at 31/12/2018, i.e. the H1E less H1F indicator figure	<b>€2447.28</b>	
	Expenditure on maintenance of LA stock compiled from 1 January 2018 to 31 December 2018, including planned maintenance and expenditure that qualified for grants, such as SEAI grants	€62672503	

Housing: H3 & H5 Approved	for energy efficient retro-fitting works or the Fabric Upgrade Programme but excluding expenditure on vacant properties and expenditure under approved major refurbishment schemes (i.e. approved Regeneration or under the Remedial Works Schemes).		
	Expenditure on maintenance of LA stock compiled from 1 January 2017 to 31 December 2017, including planned maintenance and expenditure that qualified for grants, such as SEAI grants for energy efficient retro-fitting works or the Fabric Upgrade Programme but excluding expenditure on vacant properties and expenditure under approved major refurbishment schemes (i.e. approved Regeneration or under the Remedial Works Schemes).	€65146374	
	A. The time taken from the date of vacation of a dwelling to the date in 2018 when the dwelling is re-tenanted, averaged across all dwellings re-let during 2018	16.79 wk	
	B. The cost expended on getting the dwellings re-tenanted in 2018, averaged across all dwellings re-let in 2018	€25083.85	
	The number of dwellings that were re-tenanted on any date in 2018 (but excluding all those that had been vacant due to an estate-wide refurbishment scheme)	810	
	The number of weeks from the date of vacation to the date the dwelling is re-tenanted	13600 wk	This figure is the total number of weeks to repair all properties retenanted. average time per property is above
	Total expenditure on works necessary to enable re-letting of the dwellings	€20317919	
	The time taken from the date of vacation of a dwelling to the date in 2017 when the dwelling is re-tenanted, averaged across all dwellings re-let during 2017	18.93 wk	
	The cost expended on getting the dwellings re-tenanted in 2017, averaged across all dwellings re-let in 2017	€18570.04	
	In 2017, the number of dwellings that were re-tenanted (but excluding all those that had been vacant due to an estate-wide refurbishment scheme)	876	
	In 2017, the number of weeks from the date of vacation to the date the dwelling is re-tenanted	16582.68	This figure is the total number of weeks to repair all properties retenanted. average time per property is above



	In 2017, Total expenditure on works necessary to enable re-letting of the dwellings	€16267351	
	A. Total number of registered tenancies in the LA area at end of June 2018	72925	
	B. Number of rented dwellings inspected in 2018	3560	
	C. Percentage of inspected dwellings in 2018 that were found not to be compliant with the Standards Regulations	95.14 %	
	D. Number of non-compliant dwellings that became compliant during 2018	2195	
	The number of dwellings inspected in 2018 that were found not to be compliant with the Housing (Standards for Rented Houses) Regulations	3387	
Housing: H6 Approved			
	A. Number of adult individuals in emergency accommodation that are long-term homeless as a % of the total number of homeless adult individuals in emergency accommodation at the end of 2018	68.34 %	
	The number of adult individuals classified as homeless and in emergency accommodation on the night of 31 December 2018 as recorded on the PASS system	4018	
	The number out of those individuals who, on 31/12/2018, had been in emergency accommodation for 6 months continuously, or for 6 months cumulatively within the previous 12 months	2746	
Roads: R1 & R2 Approved	The % of Regional road kilometres that received a PSCI rating in the 24 month period prior to 31/12/2018	1 %	
	The % of Local Primary road kilometres that received a PSCI rating in the 24 month period prior to 31/12/2018	1 %	
	The % of Local Secondary road kilometres that received a PSCI rating in the 24 month period prior to 31/12/2018	1 %	
	The % of Local Tertiary road kilometres that received a PSCI rating in the 60 month period prior to 31/12/2018	1 %	
	The % of total Regional road kilometres with a PSCI rating of 1-4 at 31/12/2018	1 %	
	The % of total Regional road kilometres with a PSCI rating of 5-6 at 31/12/2018	1 %	
	The % of total Regional road kilometres with a PSCI rating of 7-8 at 31/12/2018	1 %	

The % of total Regional road kilometres with a PSCI rating of 9-10 at 31/12/2018	1 %	
The % of total Local Primary road kilometres with a PSCI rating of 1-4 at 31/12/2018	1 %	
The % of total Local Primary road kilometres with a PSCI rating of 5-6 at 31/12/2018	1 %	
The % of total Local Primary road kilometres with a PSCI rating of 7-8 at 31/12/2018	1 %	
The % of total Local Primary road kilometres with a PSCI rating of 9-10 at 31/12/2018	1 %	
The % of total Local Secondary road kilometres with a PSCI rating of 1-4 at 31/12/2018	1 %	
The % of total Local Secondary road kilometres with a PSCI rating of 5-6 at 31/12/2018	1 %	
The % of total Local Secondary road kilometres with a PSCI rating of 7-8 at 31/12/2018	1 %	
The % of total Local Secondary road kilometres with a PSCI rating of 9-10 at 31/12/2018	1 %	
The % of total Local Tertiary road kilometres with a PSCI rating of 1-4 at 31/12/2018	1 %	
The % of total Local Tertiary road kilometres with a PSCI rating of 5-6 at 31/12/2018	1 %	
The % of total Local Tertiary road kilometres with a PSCI rating of 7-8 at 31/12/2018	1 %	
The % of total Local Tertiary road kilometres with a PSCI rating of 9-10 at 31/12/2018	1 %	
A1. Kilometres of regional road strengthened during 2018	1.0 km	
A2. The amount expended on regional roads strengthening work during 2018	€1.00	
B1. Kilometres of regional road resealed during 2018	1.0 km	
B2. The amount expended on regional road resealing work during 2018	€1.00	
C1. Kilometres of local road strengthened during 2018	1.0 km	
C2. The amount expended on local road strengthening work during 2018	€1.00	
D1. Kilometres of local road resealed during 2018	1.0 km	
D2. The amount expended on local road resealing work during 2018	€1.00	

<b>Motor Tax: R3 Approved</b>	A. The percentage of motor tax transactions which were dealt with online (i.e. transaction is processed and the tax disc is issued) in 2018	85.63 %	
<b>Water: W1 Approved</b>	% of Private Drinking Water Schemes in compliance with statutory requirements in respect of the monitoring of the quality of private drinking water supplies during 2018	1.00 %	
<b>Waste: E1 Approved</b>	A. The number of households, based on the 2016 Census, who are situated in an area covered by a licensed operator providing a 3 bin service at 31/12/2018	102620	
	B. The % of households within the local authority (also as per the 2016 Census) that the number at A represents	48.50 %	
<b>Environmental Pollution: E2 Approved</b>	A1. Total number of pollution cases in respect of which a complaint was made during 2018	22209	
	A2. Number of pollution cases closed from 1/1/2017 to 31/12/2018	21968	
	A3. Total number of cases on hands at 31/12/2018	462	
	The opening number of cases carried forward from the year end 2017	221	
<b>Litter Pollution: E3 Approved</b>	A1. The % of the area within the LA that when surveyed in 2018 was unpolluted or litter free	1 %	
	A2. The % of the area within the LA that when surveyed in 2018 was slightly polluted	1 %	
	A3. The % of the area within the LA that when surveyed in 2018 was moderately polluted	1 %	
	A4. The % of the area within the LA that when surveyed in 2018 was significantly polluted	1 %	
	A5. The % of the area within the LA that when surveyed in 2018 was grossly polluted	1 %	
<b>Green Flag Status: E4 Approved</b>	A. The % of schools that have been awarded green flag status	46.13 %	
<b>Planning: P1 Approved</b>	A. Buildings inspected as a percentage of new buildings notified to the local authority	69.70 %	
	Total number of new buildings notified	967	

Planning: P2 & P3 Approved	to the local authority i.e. buildings where a valid Commencement Notice was served in the period 1/1/2018 to 31/12/2018 by a builder or developer on the local authority		
	Number of new buildings notified to the local authority in 2018 that were the subject of at least one on-site inspection during 2018 undertaken by the local authority	674	
	A. Number of LA planning decisions which were the subject of an appeal to An Bord Pleanála that were determined by the Board on any date in 2018	404	
	B. % of the determinations at A which confirmed (either with or without variation) the decision made by the LA	78.71 %	
	Number of determinations confirming the LA's decision (either with or without variation)	318	
	A. Total number of planning cases referred to or initiated by the local authority in the period 1/1/2018 to 31/12/2018 that were investigated	1175	
	B. Total number of investigated cases that were closed during 2018	857	
	C. % of the cases at B that were dismissed as trivial, minor or without foundation or were closed because statute barred or an exempted development	46.91 %	
	D. % of cases at B that were resolved to the LA's satisfaction through negotiations	0 %	
	E. % Cases at B that were closed due to enforcement proceedings	53.09 %	
	F. Total number of planning cases being investigated as at 31/12/2018	2677	
	Number of cases at 'B' that were dismissed under section 152(2), Planning and Development Act 2000	402	
	Number of cases at 'B' that were resolved to the LA's satisfaction through negotiations	0	This figure is zero as all cases commence with a warning letter, however, the majority are then resolved through negotiations
	Number of cases at 'B' that were closed due to enforcement proceedings	455	
Planning: P4 & P5 Approved			
	A. The 2018 Annual Financial Statement (AFS) Programme D data divided by the population of the LA area per the 2016 Census	€28.60	

	AFS Programme D data consisting of D01 - Forward Planning, D02 - Development Management, D03 - Enforcement (inclusive of the relevant Programme D proportion of the central management charge) for 2018	€15859360	
	A. The percentage of applications for fire safety certificates received in 2018 that were decided (granted or refused) within two months of their receipt	31.17 %	
	B. The percentage of applications for fire safety certificates received in 2018 that were decided (granted or refused) within an extended period agreed with the applicant	47.53 %	
	The total number of applications for fire safety certificates received in 2018 that were not withdrawn by the applicant	385	
	The number of applications for fire safety certificates received in 2018 that were decided (granted or refused) within two months of the date of receipt of the application	120	
	The number of applications for fire safety certificates received in 2018 that were decided (granted or refused) within an agreed extended time period	183	
<b>Fire Service: F1 Approved</b>	A. The Annual Financial Statement (AFS) Programme E expenditure data for 2018 divided by the population of the LA area per the 2016 Census figures for the population served by the fire authority as per the Risk Based Approach Phase One reports	€83.94	
	AFS Programme E expenditure data consisting of E11 - Operation of Fire Service and E12 - Fire Prevention for 2018	€115339872	
<b>Fire Service: F2 &amp; F3 Approved</b>	A. Average time taken, in minutes, to mobilise fire brigades in Full-Time Stations in respect of fire	1.49 min	
	B. Average time taken, in minutes, to mobilise fire brigades in Part-Time Stations (retained fire service) in respect of fire	6.24 min	
	C. Average time taken, in minutes, to mobilise fire brigades in Full-Time Stations in respect of all other (non-fire) emergency incidents	1.59 min	
	D. Average time taken, in minutes, to mobilise fire brigades in Part-Time Stations (retained fire service) in respect of all other (non-fire) emergency incidents	6.31 min	

	A. % of cases in respect of fire in which first attendance at scene is within 10 minutes	71.05 %	
	B. % of cases in respect of fire in which first attendance at the scene is after 10 minutes but within 20 minutes	25.33 %	
	C. % of cases in respect of fire in which first attendance at the scene is after 20 minutes	3.63 %	
	D. % of cases in respect of all other emergency incidents in which first attendance at the scene is within 10 minutes	73.37 %	
	E. % of cases in respect of all other emergency incidents in which first attendance at the scene is after 10 minutes but within 20 minutes	22.79 %	
	F. % of cases in respect of all other emergency incidents in which first attendance at the scene is after 20 minutes	3.84 %	
	Total number of call-outs in respect of fires from 1/1/2018 to 31/12/2018	8604	
	Number of these fire cases where first fire tender attendance at the scene is within 10 minutes	6113	
	Number of these fire cases in which first fire tender attendance at the scene is after 10 minutes but within 20 minutes	2179	
	Number of these fire cases in which first fire tender attendance at the scene is after 20 minutes	312	
	Total number of call-outs in respect of all other emergency incidents (i.e. not including fire) from 1/1/2018 to 31/12/2018	2005	
	Number of these non-fire cases in which first fire tender attendance at the scene is within 10 minutes	1471	
	Number of these non-fire cases in which first fire tender attendance at the scene is after 10 minutes but within 20 minutes	457	
	Number of these non-fire cases in which first fire tender attendance at the scene is after 20 minutes	77	
Library Service: L1 Approved	A. Number of visits to libraries per head of population for the LA area per the 2016 Census	4.58	
	B. Number of items issued to borrowers in the year	1964960	
	Number of visits to its libraries from 1/1/2018 to 31/12/2018	2538055	

<b>Library Service: L2 Approved</b>	A. The Annual Financial Statement (AFS) Programme F data for 2018 divided by the population of the LA area per the 2016 Census	<b>€46.47</b>	
	AFS Programme F data consisting of F02 - Operation of Library and Archival Service (inclusive of the relevant proportion of the central management charge for Programme F) for 2018	€25771709	
<b>Youth and Community: Y1 &amp; Y2 Approved</b>	A. Percentage of local schools involved in the local Youth Council/Comhairle na nÓg scheme	<b>28.21 %</b>	
	Total number of second level schools in the LA area at 31/12/2018	78	
	Number of second level schools in the LA area from which representatives attended the local Comhairle na nÓg AGM held in 2018	22	
	A. Number of organisations included in the County Register and the proportion who opted to be part of the Social Inclusion College within the PPN	<b>31.74</b>	
	Total number of organisations included in the County Register for the local authority area as at 31/12/2018	712	
	Total number of those organisations that registered for the first time in 2018	33	
	Number of organisations that opted to join the Social Inclusion Electoral College on whatever date they registered for the PPN	226	
<b>Corporate: C1, C2, C4 &amp; C5 Approved</b>	A. The wholtime equivalent staffing number as at 31 December 2018	5510.45	
	A. Percentage of paid working days lost to sickness absence through medically certified leave in 2018	<b>3.62 %</b>	
	B. Percentage of paid working days lost to sickness absence through self-certified leave in 2018	<b>0.36 %</b>	
	Total Number of working days lost to sickness absence through medically certified leave in 2018	46257 day	
	Total Number of working days lost to sickness absence through self-certified leave in 2018	4537 day	
	Number of unpaid working days lost to sickness absence included within the total of self-certified sick leave days in 2018	0 day	
	Number of unpaid working days lost to sickness absence included within the total of medically certified sick leave days in 2018	1001 day	

	If any staff are on long-term sick leave (i.e. a continuous period of more than 4 weeks), include a text note of the number of staff on long-term sick leave	278.3 staff had continuous sick leave for 4 weeks to 3 months. 69 staff had continuous sick leave for 3 to 6 months 40.8 staff had continuous sick leave for period over 6 months	
	A. All ICT expenditure in the period from 1/1/2018 to 31/12/2018, divided by the WTE no.	<b>€2006.77</b>	
	Total ICT expenditure in 2018	€11058225	
	All ICT expenditure in the period from 1/1/2017 to 31/12/2017, divided by the 2017 WTE no.	<b>€2007.53</b>	
	Total ICT expenditure in 2017	€10843652	
	A. All ICT expenditure calculated in C4 as a proportion of Revenue expenditure	<b>1.28</b>	
	Total Revenue expenditure from 1/1/2018 to 31/12/2018 before transfers to or from reserves	866664619	
<b>Corporate: C3 Approved</b>	A. Total page views of the local authority's websites in 2018	18346827	
	B. Total number of followers at end 2018 of the LA's social media accounts	293083	
	The number of social media accounts operated by the local authority	46	
<b>Finance: M1 &amp; M2 Approved</b>	A. Cumulative surplus/deficit balance at 31/12/2014 in the Revenue Account from the Income & Expenditure Account Statement of the AFS	€28354582	
	B. Cumulative surplus/deficit balance at 31/12/2015 in the Revenue Account from the Income & Expenditure Account Statement of the AFS	€28600516	
	C. Cumulative surplus/deficit balance at 31/12/2016 in the Revenue Account from the Income & Expenditure Account Statement of the AFS	€26101486	
	D. Cumulative surplus/deficit balance at 31/12/2017 in the Revenue Account from the Income & Expenditure Account Statement of the AFS	€23240144	
	E. Cumulative surplus/deficit balance at 31/12/2018 in the Revenue Account from the Income & Expenditure Account Statement of the AFS	€21641583	
	F. Cumulative surplus or deficit at 31/12/2018 as a percentage of Total Income in 2018 from the Income and Expenditure Account Statement of the	<b>2.37 %</b>	



	AFS		
	G. Revenue expenditure per capita in 2018	<b>€1562.81</b>	
	The 2018 Total Income figure from the Income and Expenditure Account Statement of the AFS	€914356041	
	The 2018 Total Expenditure figure from the Income and Expenditure Account Statement of the AFS	€866664619	
	Collection level of Rates from the Annual Financial Statement for 2014	84.0 %	
	Collection level of Rates from the Annual Financial Statement for 2015	88.0 %	
	Collection level of Rates from the Annual Financial Statement for 2016	90.0 %	
	Collection level of Rates from the Annual Financial Statement for 2017	91.0 %	
	Collection level of Rates from the Annual Financial Statement for 2018	92 %	
	Collection level of Rent & Annuities from the Annual Financial Statement for 2014	78.0 %	
	Collection level of Rent & Annuities from the Annual Financial Statement for 2015	80.0 %	
	Collection level of Rent & Annuities from the Annual Financial Statement for 2016	78.0 %	
	Collection level of Rent & Annuities from the Annual Financial Statement for 2017	76.0 %	
	Collection level of Rent & Annuities from the Annual Financial Statement for 2018	76 %	
	Collection level of Housing Loans from the Annual Financial Statement for 2014	58.0 %	
	Collection level of Housing Loans from the Annual Financial Statement for 2015	59.0 %	
	Collection level of Housing Loans from the Annual Financial Statement for 2016	66.0 %	
	Collection level of Housing Loans from the Annual Financial Statement for 2017	66.0 %	
	Collection level of Housing Loans from the Annual Financial Statement for 2018	69 %	
<b>Economic Development: J1 to J4 Approved</b>	A. The no. of jobs created with assistance from the Local Enterprise Office during the period 1/1/2018 to 31/12/2018	343.0	

	A. The no. of trading online voucher applications approved by the Local Enterprise Office in 2018	114	
	B. The no. of those trading online vouchers that were drawn down in 2018	41	
	A. The no. of participants who received mentoring during the period 1/1/2018 to 31/12/2018	1043	
	A. Does the local authority have a current tourism strategy?	Yes	
	B. Does the local authority have a designated Tourism Officer?	Yes	Aspects of this function are shared among a small number of staff members in the Council's Culture Recreation & Economic Services Department

## **Appendix 4 Dublin City Council Customer Services Action Plan 2018-2020. Progress Report 2018**



### **Progress Report: Customer Service Action Plan 2018 – 2020**

The Customer Service Action Plan 2018-2020 was noted by the City Council at its June 2018 meeting and since then progress has been made in the following areas of the Plan:

#### **1. Quality Service Standards**

The new Charter and Code of Conduct are displayed prominently in all public offices and facilities. Customer complaints are reviewed quarterly to identify common issues arising and areas for improvement.

Customer Services retained its “Q-mark” Award for the 10<sup>th</sup> consecutive year in 2018, in the Quality Management Systems category, with their highest ever score. Customer Services won the award for Quality Management Systems in the annual Q Mark Awards in 2018, their 5<sup>th</sup> award in 10 years, demonstrating that it continues to perform at a very high level.

Customer Services also won the overall award from the Public Sector Times, for “Excellence in Services”. This reinforces the determination to continue to provide high quality service that are delivered by Customer Services team.

#### **2. Equality and Diversity**

The Age Friendly Charter is displayed prominently in all public offices and facilities.

To facilitate customers with hearing difficulties, a survey of the availability of induction loop facilities at all public counters in the Civic Offices has been undertaken to ensure the facilities are available and signposted appropriately. 12 members of staff have completed a 15 week course facilitated by the Irish Sign Language Academy. The course is QQ13 accredited. A second course is currently ongoing for 12 participants.

#### **3. Physical Access**

A Walkability Audit of the Civic Offices was carried out in June 2018 in partnership with the Dublin Age Friendly Initiative and a series of actions to improve physical access to services were identified for action.

#### **4. Information**

The ‘*Plain English Style Guide for the Public Service*’ is published on the staff intranet where it is available to all staff for use in their work.

A major redesign of the City Council’s web-site is planned for 2019 and it is being designed to meet the relevant accessibility standards.

#### **5. Timeliness and Courtesy**

Over 45 Waste Management Inspectors and Supervisors took part in an innovative customer service training programme of information exchange and shadowing of Customer Service staff. The programme has given all staff involved greater understanding of the type of customer interactions that occur and of their respective work and responsibilities.

#### **6. Complaints and Appeals**

The Complaints procedure is prominently displayed on our web-site and in the Customer Service Action Plan. An online form for customer complaints is readily accessible on the web-site. Customer complaints are monitored to ensure all are responded to within the timeframe set out.

## **7. Consultation and evaluation**

All public consultations are placed on the City Council's Citizen Space consultation hub [www.consultation.dublincity.ie](http://www.consultation.dublincity.ie) and also on the DoHPLG consultation portal [www.gov.ie/en/consultations](http://www.gov.ie/en/consultations) as well as in traditional formats, to make sure they are as accessible as possible.

## **8. Official Languages Equality**

Irish language information is included in the induction package provided to new staff each year and Language Awareness Training is provided to new staff upon request.

11 staff completed Irish Language Training Certificates in professional Irish during 2018 and certificates were presented to staff by the Lord Mayor at a day-long seminar in City Hall.

A weekly language exchange for staff (Caife & Comhrá) takes place to assist staff in ongoing development of their language skills.

## **9. Better Co-ordination**

A Service Catalogue listing our 450 services is complete and in use by staff allowing them to provide information and direct customer queries more easily.

## Appendix 5 Dublin City Council Development Contributions Scheme

The Dublin City Council Development Contribution Scheme 2016-2020, under Section 48 of the Planning and Development Act 2000, as amended was adopted by the City Council in December 2015 and applied to all planning permissions granted after 1<sup>st</sup> January, 2016.

The following is a breakdown of development contributions collected in 2018

<b>2018</b>	
Section 48 Scheme – Contributions received	€39,646,176.00
Section 48(2c) Contributions received (Parks, Roads, Traffic etc.)	€1,449,373.35
<b>Total payments received</b>	<b>€ 41,095,549.35</b>

The Section 48 Contribution Scheme provides for the funds raised under the scheme to be applied as follows:

Class of public Infrastructural Development	% of contributions to apply to each class
Class 1 Roads infrastructure and facilities	30.24%
Class 2 Water and drainage infrastructure and facilities	14.61%
Class 3 Parks facilities and amenities	11.89%
Class 4 Community facilities and amenities	17.16%
Class 5 Urban regeneration facilities and amenities	26.10%

With the establishment of Irish Water with effect from 1<sup>st</sup> January, 2014, and the transfer of potable water and foul drainage responsibility to that Agency the reduced levy rate allocated to Class 2 “Water and Drainage Infrastructure and facilities” reflects the fact that Irish Water will be charging developers directly for their services.



## Appendix 6 Conferences & Seminars

### Conferences & Seminars attended by Councillors

Event	Destination	Councillors in Attendance
Mac Gill Summer School	County Donegal	2
LAMA Autumn Seminar	County Kerry	1
LAMA Seminar	County Donegal	3
AILG (Association of Irish Local Government ) Conference	County Waterford	1
AILG Conference	County Mayo	2
AILG Conference	County Cork	1
AILG Conference	County Longford	1
AILG Conference	County Offaly	1
AILG Conference	County Monaghan	3
Strong Cities Network	Washington D.C. USA	1
FDI Awards Ceremony	Nice, France	1
FLOW Final Conference	Brussels, Belgium	1
International Bayt Al Conference	Israel	1
Annual Walk to the Stone	Montreal, Canada	1
Annual Direct Dialogue of Mayors with European Commission	Brussels, Belgium	1
Lord Mayors Show	London, England	1
World Cities Culture Summit	San Francisco, USA	1
Innovation in Politics Awards	Vienna, Austria	1
EuroCities Annual Conference 2018	Edinburgh, Scotland	1
Vienna International Conference – Housing For All	Vienna, Austria	4





## Appendix 7 Dublin City Council Recruitment Competitions

### Dublin City Council Competitions Breakdown by Gender

During 2018, Dublin City Council completed a significant number of recruitment campaigns. The breakdown below shows the number of males and females who applied for these positions and subsequently the number of males and females who were successful in obtaining a place on the panel, from which appointments are made as vacancies arise.

Title of Post	No of apps	Male	Female	No. on Panel	Male	Female
Accountant	39	12	27	6	3	3
Administrative Officer - Procurement	41	22	19	5	3	2
Assistant Archivist	86	75	11	3	1	2
Assistant Arts Officer	178	41	137	3	0	3
Assistant City Archaeologist	47	25	22	8	4	4
Assistant Engineer	108	96	12	35	30	5
Assistant Inspector Traffic	10	10	0	2	2	0
Assistant Inspector, Road Maintenance	18	18	0	4	4	0
Assistant Staff Officer	822	372	450	175	55	120
Assistant Systems Officer	68	55	13	12	10	2
Attendant, Dublin City Gallery, The Hugh Lane	323	210	113	10	7	3
Beach Lifeguard – (Temp)	11	6	5	9	5	4
Carpenter (Temporary)	6	6	0	3	3	0
Chief Technician	53	48	5	18	17	1
Climate Action Regional Co-Ordinator (Temp.)	43	32	11	3	2	1
Conservation Research Officer	51	17	34	7	4	3
Dangerous Building Inspector	29	28	1	6	6	0
Digital Assistant Officer (Temporary)	8	6	2	2	1	1
Digital Officer (Temp)	3	2	1	1	1	0
Duty Manager	34	24	10	10	7	3
Duty Supervisor, Sports & Recreation Services	60	34	26	28	16	12
Electrician	89	89	0	8	8	0
Environmental Health Officer	85	40	45	22	6	16
EOI - Climate Action Regional Project - Assistant Professional	3	2	1	3	2	1

EOI - Climate Action Regional Project - Executive Professional	13	9	4	5	4	1
EOI SSO - Climate Action Regional Office	4	3	1	2	1	1
Executive Architect	78	26	52	25	8	17
Executive Building Surveyor	23	23	0	12	12	0
Executive Engineer - Electrical	15	14	1	5	4	1
Executive Fire Prevention Officer	37	34	3	11	9	2
Executive Health & Safety Officer	36	24	12	10	6	4
Executive Instrumentation Technician (Telemetry)	4	4	0	3	3	0
Executive ITS Officer	22	22	0	5	4	1
Executive Landscape Architect	3	1	2	6	2	4
Executive Parks Superintendent (Tree Officer)	16	16	0	2	2	0
Executive Quantity Surveyor	14	13	1	1	1	0
Executive Solicitor	28	10	18	12	2	10
Executive Technician	33	26	7	8	6	2
General Operative (Group 0)	2,865	2,691	174	78	76	2
General Operative (Group 2) Sports	25	18	7	16	12	4
General Operative with CE Licence	89	89	0	19	19	0
Graduate Valuer (Temporary)	12	8	4	1	1	0
Head Porter - Motor Taxation Office (Temporary)	5	5	0	2	2	0
Junior Apprentice	1,941	1,894	47	21	19	2
Leisure Attendant, Sports & Recreation Services	46	30	16	30	17	13
Librarian (Confined)	18	2	16	10	0	10
Library Attendant	395	205	190	15	12	3
Locum Social Worker	17	2	13	10	1	9
Locum Social Worker	15	3	12	10	1	9
Parking Enforcement Officer	9	6	3	3	2	1
Personal Assistant (Staff Officer Level)	32	3	29	11	0	11
Planning Enforcement Officer	30	22	8	3	2	1
Plumber (Temporary)	7	7	0	2	2	0
Plumbing Inspector, Water Services Division	7	7	0	3	3	0
Project Resident Engineer - (Temp.)	5	4	1	1	0	1

Property and Title Researcher	57	24	32	2	2	0
Public Domain Officer	50	36	14	8	6	2
Rate Collector	35	16	19	4	1	3
Registrar, Dublin City Gallery - The Hugh Lane	66	16	50	2	1	1
Relief Attendant	33	20	13	25	18	7
Retained Firefighter	25	25	0	9	9	0
Senior Accountant	29	11	18	4	1	3
Senior District Parks Officer	4	3	1	1	1	0
Senior Executive ITS Officer	12	7	5	2	1	1
Senior Executive Technician	44	30	15	27	15	12
Senior Materials Manager	2	2	0	1	1	0
Senior Staff Officer	321	133	188	63	24	39
Senior Systems Officer	32	27	5	7	6	1
Smart Dublin Regional Co-ordinator (Temporary)	5	2	3	2	1	1
Sport Inclusion & Integration Officer	97	56	41	2	0	2
Sports Officer	44	30	14	6	5	1
SSO Level- Climate Action Regional Office (Temp.)	3	3	0	2	1	1
Staff Officer	679	274	405	87	27	60
Supervisor Waste Management Services	55	55	0	22	22	0
Systems Officer	156	124	31	15	11	4
Third Officer	12	11	1	3	2	1
Trade Intern (DIT Access to Apprenticeship Scheme)	3	2	1	3	2	1
Waste Management Service Coordinator	12	11	1	3	2	1



## **Appendix 8      Members of Dublin City Council's Joint Policing Committees**

### **Dublin City Joint Policing Committee**

The Garda Síochána Act 2005 made provision for the establishment of Joint Policing Committees in all Local Authority Areas. In Dublin City, this consisted of a Citywide Joint Policing Committee and 5 Area Sub Committees. Guidelines for the operation of the Joint Policing Committees were introduced by the Department of Justice in 2008, to cover the period 2009 – 2014, the life of the previous City Council.

New guidelines were introduced to cover the period 2014 – 2019, and a report (no. 288/2014) on these guidelines was presented to the City Council, approving the establishment of the Dublin City Joint Policing Committee and five Area Joint Policing Sub Committees, corresponding to the five operational areas of the City Council.

Responsibility for issuing guidelines going forward rests with the Policing Authority, which was established by the Minister for Justice and Equality in January 2016.

The main purpose of these committees and subcommittees is to provide a forum whereby Local Authorities, senior Garda Officers responsible for the policing of that area, with participation from Local Authority members, Oireachtas members and community/business interests, can consult, discuss and make recommendations on matters affecting the policing of the area.

The Dublin City Joint Policing Committee, at its meeting held on 24<sup>th</sup> February 2015, approved the following process in the development of a six-year Strategic Plan and Annual Action Plans for Dublin City:

Three high priority issues for Dublin City six-year (2015-2021) Strategic Plan:

1. Community Safety / Confidence Building
2. Antisocial Behaviour – Housing Estates
3. Street Crime

The following action matters will form the basis of annual work plans for each of the six committees:

City J.P.C.:	Drugs Misuse
	Street crime /Street Issues
	Community Courts
Dublin South Central	Restorative Justice
	Estate Management
	Parks Security / Bye-laws

Dublin South East:	Traffic, Cycling
	Burglaries / Theft
	Prison Service
Dublin Central:	Halloween
	Licensing / Off-licences
	Victim Support
Dublin North Central:	Policing / Crime Data
	Business night-time economy
	Graffiti / Dumping
Dublin North West:	C.C.T.V.
	Youth services
	Family Support

Each of the Committees reports under the above-mentioned headings to City Council each year as part of the Annual Report.

Meeting of the Dublin City Joint Policing Committee are held every two months and take place in the Council Chamber, City Hall, Cork Hill, Dublin 2. 6 meetings were held during 2018.

The Dublin City Joint Policing Committee membership is as follow:

1. City Councillors: Lord Mayor Nial Ring, Daithí De Róiste (Chairperson), Daithí Doolan, Kieran Binchy, Dermot Lacey, Áine Clancy, Gary Gannon, Teresa Keegan, Ray McAdam, Críona Ní Dhálaigh, Larry O'Toole, Cieran Perry, Brendan Carr & Michael Mullooly.
2. Oireachtas Members: Deputies Aengus O'Snódaigh & Maureen O'Sullivan (in addition to any other Oireachtas Members who wish to attend)
3. Community/Business Members: Peter O'Connor (Community Policing Forum), Joe Donohoe (Fatima Groups United), Tony Duffin (Ana Liffey Drug Project), Zéphyrin Ngaliema Mukoko (Community/Migrant representative), Gerry Byrne (Community Representative) & Richard Guiney (Dublin Town)
4. Dublin City Council Officials: Assistant Chief Executive Brendan Kenny
5. An Garda Síochána: Assistant Commissioner Pat Leahy & Chief Superintendent Lorraine Wheatley

## Dublin City Joint Policing Committee - Attendance at 2018 Meetings

Member	23/1/2018	6/3/18	8/5/18	3/7/18	4/9/18	6/11/18
* Ardmheara Mícheál Mac Donncha / Nial Ring	X	X	X	X	✓ (Lord Mayor Nial Ring)	Apologies
Cllr. Daithí De Róiste (Chair)	Apologies	✓	Apologies	✓	Apologies	
**Declan Wallace	✓	N/A	N/A	N/A	N/A	N/A
Brendan Kenny (ACE)	X	✓	✓	✓ (replaced by Tony Flynn, Executive Manager)	✓	✓
Assistant Commissioner Pat Leahy	✓	✓	✓	✓	Apologies (rep. by C.S. Seán Ward)	✓
***Chief Superintendent Frank Clerkin	Apologies	Apologies	X	N/A	N/A	N/A
Inspector David Butler	✓	✓	Replaced by Sgt. Kieran O'Sullivan	✓	✓	✓
Deputy Maureen O'Sullivan	✓	✓	Apologies	Apologies	✓	✓
Deputy Aengus Ó Snodaigh	X	X	X	X	X	X
Cllr. Daithí Doolan (Vice-chair)	✓ (in chair)	X	✓ (in chair)	✓	Apologies	✓
Cllr. Larry O'Toole	✓	✓	✓	Apologies	X	✓
Cllr. Dermot Lacey	✓	✓	✓	✓	✓	✓
Cllr. Teresa Keegan	✓	X	Apologies	✓	Apologies	X
Cllr. Brendan Carr	X	X	X	X	X	X
Cllr. Áine Clancy	X	X	X	X	X	X
Cllr. Gary Gannon	X	X	✓	X	X	X
Cllr. Ray McAdam	Apologies	✓	✓	✓	✓ (deputising as Chair)	✓
Cllr. Michael Mullooly	✓	✓	✓	✓	X	✓
Cllr. Kieran Binchy	X	✓	X	✓	X	✓
Cllr. Cieran Perry	✓	✓	✓	✓	Apologies	✓
Cllr. Críona Ní	X	✓	X	X	✓	X

Dhálaigh						
Gerry Byrne	X	X	X	X	X	X
Tony Duffin	✓	X	✓	✓	Apologies	✓
Joe Donohoe	Apologies	✓	✓	✓	✓	Apologies
Peter O'Connor	✓	✓	Apologies	✓	✓	Apologies
Richard Guiney	✓	✓	✓	X	✓	✓
Tosin Omiyale (representing Zephryn Ngaliema)	Apologies	X	X	X	X	X

\*Ardmhéara Mícheál Mac Donncha was Lord Mayor up to June 2018, following which he was succeeded by Lord Mayor Nial Ring with effect from the July 2018 meeting

\*\*Assistant Chief Executive Declan Wallace retired in February 2018 and was succeeded by Brendan Kenny (ACE) with effect from March 2018 meeting

\*\*\* Chief Superintendent Frank Clerkin resigned in June 2018 and was replaced on the JPC by Chief Superintendent Lorraine Wheatley with effect from July 2018.

The following is the detailed membership of each Area Joint Policing Sub-committee:

#### Central Area Joint Policing Committee

1. City Councillors: Ray McAdam (Chair), Janice Boylan (Vice -chair), Lord Mayor Nial Ring, Eilis Ryan, Gaye Fagan, Ciaran Cuffe, Gary Gannon, Christy Burke
2. Oireachtas Members: Deputies Maureen O'Sullivan, Mary Lou McDonald & Paschal Donohoe
3. Community/ Business representatives: Richard Guiney (Dublin Town), Angela Rutledge (Phizzfest), Regina Dunne (Docklands Business Forum), Irene Bent (Mountjoy / Fitzgibbon district), Mary Reilly (Stoneybatter), Mark Fay (North Wall Community Association) & Geraldine Comerford, (North Wall CDP) (Mark and Geraldine attend alternate meetings), Marie Metcalfe (Community Policing Forum), Mel Mac Giobuin (North Inner City Drugs and Alcohol Taskforce)
4. Dublin City Council officials: Rose Kenny, Area Manager & Karl Mitchell, Assistant Area Manager
5. An Garda Síochána: Chief Superintendent Seán Ward and Superintendents Gerry Murphy, Ann Markey & Daniel Flavin

#### North Central Area Joint Policing Committee

1. City Councillors: Larry O'Toole (Chair), Councillor Mícheál Mac Donncha, Tom Brabazon, Paddy Bourke, Declan Flanagan, Alison Gilliland, John Lyons, Damian Farrell, Deirdre Heney, Jane Horgan Jones, Naoise Ó Muirí, Ciaran O Moore, Michael O'Brien, Edel Moran & Seán Paul Mahon
2. Oireachtas Members: Deputies Tommy Broughan, Richard Bruton, Finian Mc Grath & Denise Mitchell
3. Community/Business representatives: Rose Wall (Mediation Services), Deirdre Tobin (Northside Business), Noel Magee (NABCO) and 3 vacancies
4. Dublin City Council Officials: Dave Dinnigan, Area Manager & Elaine Mulvenny, Assistant Area Manager
5. An Garda Síochána: Chief Superintendent Mark Curran & Superintendents Joseph O'Connor & Gerry Donnelly

#### South Central Area Joint Policing Committee

1. City Councillors: Vincent Jackson (Chair), Daithí De Róiste, Pat Dunne, Daithí Doolan, Paul Hand, Greg Kelly, Hazel De Nortúin, Rebecca Moynihan, Críona Ní Dhálaigh, Tina McVeigh, Ray McHugh & Michael Mullooly
2. Oireachtas Members: Deputies Aengus O'Snódaigh, Joan Collins, Bríd Smith & Catherine Byrne
3. Community / Business representatives: Aoife Carragher (Liberties Business Forum), Joe Donohoe (Fatima Groups United) Joyce Reid (St. Catherine's Street Residents), Eddie Darcy
4. Dublin City Council Officials: Bruce Phillips, Area Manager & John MacEvilly, Assistant Area Manager
5. An Garda Síochána: Chief Superintendents Kevin Gralton, John Gordon, Lorraine Wheatley. Superintendent Brendan Connolly, Clondalkin/Ballyfermot/Blanchardstown), DMR West



#### North West Area Joint Policing Committee

1. City Councillors: Seamas McGrattan (Chair) Brendan Carr, Áine Clancy, Andrew Keegan, Anthony Connaghan, Cathleen Carney Boud, Cieran Perry, David Costello, Emma Murphy, Nora Sammon, Noeleen Reilly, Paul McAuliffe, Teresa Keegan & Andrew Montague
2. Oireachtas Members: Deputies Dessie Ellis, Róisín Shortall, & Noel Rock
3. Community / Business representatives: Robert Murphy (Ballymun4Business), Teresa Lydon (Board of Ballymun Drugs Task Force/member of subgroup of Safer Ballymun), Tony Byrne (Order of Malta/Finglas-Cabra Drugs Task Force/Scouting Ireland), Francis Murphy (Shandon Gardens and Coke Oven Cottages Residents Association/member of Cabra Policing Forum), Martin Hoey & Triona O'Sullivan (Public Participation Network/PPN reps.)
4. Dublin City Council Officials: Dave Dinnigan, Area Manager & Aidan Maher, Assistant Area Manager
5. An Garda Síochána: Chief Superintendents Mark Curran & Finbarr Murphy

#### South East Area Joint Policing Committee

1. City Councillors: Mannix Flynn (Chair), Anne Feeney, Chris Andrews, Kieran Binchy, Claire Byrne, Patrick Costello, Mary Freehill, Frank Kennedy, Dermot Lacey, Paddy McCartan, Ruairí McGinley, Claire O'Connor, Paddy Smith & Sonya Stapleton
2. Oireachtas Members: Deputies Eoghan Murphy, Kate O'Connell, Jim O'Callaghan & Eamon Ryan
3. Community / Business representatives: Fionnuala Blake (Terenure Resident's Association), Esther McGrath (Beechill Community Group), Teresa Weafer (Ringsend & District Response to Drugs RDRD), Damian Coughlan (Harolds Cross Business Association / Harolds Cross Community Council), Martin Harte (Temple Bar Company) & Ciaran Flanagan (Docklands Business Forum)
4. Dublin City Council Officials: Rose Kenny, Area Manager & Brian Hanney, Assistant Area Manager
5. An Garda Síochána: Chief Superintendents Lorraine Wheatley & Kevin Galton



## Appendix 9

### Dublin City Council Corporate Plan 2015-2019

#### Progress Report 2018

## The Place to Live

*Our citizens are at the core of our key goals. Improving quality of life in a safe environment, ensuring social inclusion, providing an adequate housing supply and developing quality amenities will enhance Dublin as the place to live.*

<b><u>Goal 1</u></b> <b><i>To develop a funding and management model to facilitate the delivery of all Housing priorities to 2019</i></b>	
<b><i>Objective</i></b>	<b><i>Progress</i></b>
Liaise with Government departments, Approved Housing Bodies (AHB's), other agencies and the private sector in the development of the financial and management model.	Ongoing discussions with the Department of Housing, Planning and Local Government (DHPLG), Approved Housing Bodies (AHB's), National Treasury Management Agency (NTMA), Housing Agency and the private sector in the development of a financial and management model.

**Goal 2*****To increase the supply of social housing and improve existing housing stock*****Objective****Progress**

Prepare Housing Plan to include both new build and refurbishment

Dublin City Council's Social Housing Strategy 2015-2020

**Acquisition Programme**

265 units acquired, including 27 properties under Buy and Renew Scheme. Target of 170 units in 2019

**Construction Programme**

264 units completed in 2018:

- 16 Buttercup, Darndale, Dublin 17
- 100 Dolphin Phase 1, Dublin 8
- 5 Ballybough, Dublin 1
- 69 Units under Rapid Build Programme (53 Cherry Orchard, 3 Woodbank Drive, Finglas, Dublin 11, 13 Rathvilly Park, Finglas, Dublin 11)
- 47 Hampton Wood, Finglas, Dublin 11
- 16 Parkside, Balgriffin, Dublin 13
- 11 Units St. Bricin's Dublin 7

Construction underway at:

Dominick Street (72), O'Devaney Gardens (56), St. Teresa's Gardens (54), Moss Street (22), Priory Hall (26), Ballybough (2), Cherry Orchard – Rapid Build (19)

Due to Commence on site in 2019

North King Street, Dublin 7 (30), Cornamona, Ballyfermot, Dublin 10 (61), St. Finbars, Cabra, Dublin 7 (46), Infirmary Road, Dublin 7 (40)

Volumetric Rapid Build Programme – Bunratty Road, Coolock, Dublin 5 (78), Cork St/Chamber St, Dublin 8 (55), Chapelizod, Dublin 20 (73), Bonham St., Dublin 8 (57)

Public Private Partnership (PPP) Bundles: Scribblestown, Finglas, Dublin 11 (70), Ayrfield, Dublin 13 (150)

**Housing Land Initiative**

Two Housing Land Initiative sites at O'Devaney Gardens and

	<p>Oscar Traynor Road, were brought to market in 2018 and contracts are due to be signed in 2019.</p> <p>The third site at St. Michael's Estate is to be brought to the market to deliver a Cost Rental Scheme. The procurement process to select a design team is underway.</p> <p><b><u>Part V Delivery</u></b></p> <p>104 units were acquired in 2018 with a further 150 units to be delivered in 2019.</p>
Collaborate with Voluntary and Cooperative bodies and the private sector to deliver additional housing to meet housing need	<p>Dublin City Council supported Approved Housing Bodies (AHB's) to deliver 465 units in 2018. This was achieved through acquisitions, leasing and construction using both public and private funding. 345 units are currently under construction with a further 360 units planned for delivery over a 3 year period to 2021.</p>
Prepare regeneration programme and refurbish and upgrade units in targeted complexes	<p><b><u>St Finbar's Court:</u></b></p> <p>Dublin City Council has put a plan in place to demolish the current St. Finbar's Court Senior Citizen complex and replace it with new buildings. The current design is to situate approximately 45 units for Senior citizens on this site.</p> <p>In April 2018 the Area Office held discussions with City Architects on proposals for this site. It is intended that the demolition of the complex will commence in April 2019 and will take approximately 14 weeks to complete. It is anticipated to have the site completed by the end of 2020.</p> <p><b><u>Pyrite</u></b></p> <p>3 houses in Dunsink Avenue, 58, 60 &amp; 62 have had to be vacated in order for remedial works to be carried out due to pyrite. The tender for these works went out on 28<sup>th</sup> May 2018.</p> <p>Repair works have commenced on the dwellings that are affected in the Dunsink Avenue area. It has now also been confirmed that the 4 dwellings on Wellmount Road are affected by pyrite and the tenants will be contacted in relation to these works.</p>
Proactively manage rent, mortgage and other arrears owed to the Council	<p><b><u>Mortgages</u></b></p> <p>Of the 719 borrowers in arrears, 295 borrowers are now engaged in the Mortgage Arrears Resolution Process (MARF). This is 41% of the total number in arrears.</p> <p>A total of 265 borrowers have gone through the Mortgage to Rent Scheme, have become tenants of Dublin City Council and remain in their homes.</p> <p>There are currently 42 borrowers with unsustainable mortgages and are engaging in the Mortgage to Rent process.</p>

<p>Implement the Traveller Accommodation Plan</p>	<p>In 2018 The Traveller Accommodation Unit completed the following under the Traveller Accommodation Plan 2014-2018:</p> <ul style="list-style-type: none"> <li>• 3 yards resurfaced</li> <li>• 3 bathroom adaptations</li> <li>• 1 overcrowding extension</li> <li>• 3 day-house refurbishments</li> <li>• 1 temporary bay and sanitation unit</li> <li>• 1 special needs adaptation</li> <li>• Completed the purchase, refurbishment and installation of 1 sanitation unit.</li> </ul> <p>Final funding allocations were drawn down to close 3 house rebuilds, 1 pyrite project, 10 Traveller voids, 1 House refurbishment and 1 overcrowding extension.</p> <p>Contractors started two house rebuilds in 2018 and these are due for completion in Q2 2019.</p> <p>A new Framework has been put in place to provide Sanitation Units for temporary accommodation needs on official sites.</p> <p>An allocation of funding was agreed with the DHPLG for 5 site surveys. 2 were completed in 2018.</p> <p>There have been 33 Traveller Housing allocations in 2018 which is a significant increase in the 2017 allocation numbers.</p> <p>The Annual Traveller Count was completed showing an increase in the number of Travellers from 736 in 2017 to 802 in 2018. There were also 104 Traveller families in Emergency Accommodation. Total 906 families.</p> <p>There were 1,194 maintenance requests for 2018. 100% maintenance is completed within the 8-week timeframe as per the tenant handbook.</p> <p>A total of €747,495.81 was drawn down from the DHPLG for Traveller Accommodation.</p>
---	--

<p>Maintain the standard of private rented accommodation through regular inspection</p>	<p>Environmental Health Officers carry out inspections to enforce quality standards in private rented properties.</p> <p>During 2018, 5,830 inspections (including re-inspections) were carried out in 3,560 private rented units.</p> <p>Enforcement action was taken in relation to 3,387 units and as a result 2,195 were brought into compliance, with 1,192 enforcement actions ongoing.</p>
<p>Improve the energy rating of housing units thus reducing the Carbon footprint in the City and reducing fuel poverty</p>	<p>Dublin City Council has upgraded in excess of 8,000 of its social housing units as part of Phase One of the Energy Efficiency Fabric Upgrade programme. The average Building Energy Rating (BER) achieved improved from an F rating to a C3 rating. We estimate we have achieved in excess of 270,000MWh in energy savings with an estimated nett saving of €29.6M to our tenants between 2013 &amp; 2017 and in excess of 54kt CO2 emissions reduction. Estimated figures to include 2018 are currently being compiled by the Sustainable Energy Authority of Ireland (SEAI) In 2018, following a successful tender process, Dublin City Council commenced Phase Two of the programme and successfully upgraded 321 properties with the average BER improvement achieved from an E2 to a C1 rating. A further 40 units were upgraded under our 2018 Better Energy Community (BEC) Programme bringing the total In 2018, the largest ever Better Energy Community (BEC) scheme in LA's was undertaken in conjunction with The Sustainable Energy Authority of Ireland (SEAI) which saw various upgrade works to a number of communal heating sites (19 in total) the majority of which were Senior Citizen Complexes and Homeless sites and saved in excess of 1.57Gwh. A boiler replacement programme replacing old inefficient boilers with high energy efficiency boilers and temperature controls including a fully inclusive 10-year warranty was introduced in 2018 with 1,172 boilers replaced for the year</p> <p>Almost 700 properties which were refurbished under the Voids Refurbishment Programme received significant energy upgrades in 2018.</p> <p>These works include attic insulation, dry lining and / or external wall insulation, the installation of energy efficient windows and doors and improved heating systems.</p> <p>These refurbishments were part funded by the Department of Housing, Planning, Community and Local Government's "Returning Vacant properties to Productive Use" programme.</p>

**Goal 3*****To address the needs of people experiencing homelessness and improve housing services***

<b>Objective</b>	<b>Progress</b>
Fully implement the objectives of the action plan for Dublin 2014 – 2016 Sustaining the Pathway to Home	Approximately €143M was expended by the Dublin Regional Homeless Executive (DRHE) on behalf of the 4 Dublin Local Authorities and the DHPLG for homeless services in 2018, including provision of emergency accommodation and long term units, central placement service, support services, integrated service provision, research, the national Pathway Accommodation and Support System (PASS) system and homeless prevention
Increase the provision of housing units with support as required	In 2018 a total of 2,772 tenancies were secured for families (1,960) and singles / couples (967), through Housing Assistance Payments (HAP) tenancies or social housing allocations.
Deliver preventative support services to stop the reoccurrence of homeless episodes	The Prevention team continued to engage with families and singles seeking homeless accommodation to explore options to prevent them from entering homelessness. In 2018, 1,752 households (1,180 families and 572 singles) were prevented from entering homelessness; this represents a 31% increase on the 2017 figure of 1,338 households. The DRHE have recently begun collating data on the number of children prevented from entering homelessness. Figures from August to December 2018 indicate that 463 children were prevented from entering emergency accommodation.
Ensure the housing, health, and welfare needs of the homeless are met	In 2018, capacity for single adults was increased by 300 beds across the Dublin Region. The Family Hubs programme has continued to expand. By the end of 2018 there were 22 family hub type services in operation with capacity for 564 families.
Simplify and speed up the exit from emergency accommodation	Homeless Action teams have a target led-service to enable and secure speedy exits from Emergency Accommodation to independent living. In 2018 1,175 households (families and individuals) exited homelessness to tenancies.
Eliminate the need for people to sleep rough	The Housing First Programme is gaining momentum, by the end of 2018, 290 Housing First tenancies were created and managed for 243 unique individuals, of which 210 have successfully retained housing, reflecting a retention rate of 86.4 %. The full implementation of the Housing First National Implementation Plan is ongoing throughout the country. Housing First services have been tendered in Cork, Galway and Limerick. The Dublin Region Housing First services were retendered in November 2018.



**Goal 4**

***To deliver improved quality of life and social inclusion throughout the City by providing sustainable neighbourhoods, supported by a range of services and connected by good public transport and green infrastructure.***

<b>Objective</b>	<b>Progress</b>
Provide a new City Development Plan for 2016-2022, with policies and standards to achieve sustainable neighbourhoods	<p>The City Development Plan, which came into effect on the 21<sup>st</sup> October 2016, provides the spatial content for an increase in the city's population by approximately 60,000 by 2022, with associated employment and social infrastructure. Strategic Development and Regeneration areas are proposed, together with a number of Local Area Plans (LAPs) and a new Strategic Development Zone (SDZ) at Poolbeg West, all to provide for quality neighbourhoods.</p> <p>The set-up of the Dublin Metropolitan Climate Action Regional Office (CARO) in late 2018 will assist in achieving this objective through the implementation of the Climate Change Action Plans across the 4 Dublin Local Authorities. The review and preparation of the next City Development Plan should have regard to the Dublin City Council's Climate Change Action Plan.</p>
Ensure that the Development Plan and Local plans are delivered through a quality responsive Development Management System	<p>The Development Plan, LAPs, and SDZs were delivered through a responsive Development Management system during 2018. The number of pre-application consultations and planning applications continues to increase.</p> <p>Intensive engagement was delivered by the Planning department on the increasing numbers of Strategic Housing Development applications with An Bord Pleanála.</p> <p>The Planning Department continues to pursue an active land management approach to provide the delivery of much needed housing in the city.</p>
Expedite initiatives, such as the Housing Taskforce and the Vacant Land Survey, to bring forward the supply of residentially and commercially zoned and serviced lands	<p>Dublin City Council has been actively involved in the Housing Task Force during 2018.</p> <p>The Vacant Land survey is now complete and inputted into the vacancy site levy preparation. Regular updates continue.</p> <p>A Z6 study is currently underway to review the suitability of some of the sites for more intensive use, including housing provision.</p> <p>Work is also underway in partnership with the Housing Department in examining development potential within Dublin City Council flat complexes.</p> <p>DCC has made submissions under the Urban Regeneration Development Fund (URDF) to support urban regeneration.</p>

<p>Initiate the best use of urban land through sustainable densities complemented by integrated green infrastructure</p>	<p>The set-up of the Dublin Metropolitan Climate Action Regional Office (CARO) in late 2018 will assist in achieving this objective through the implementation of the Climate Change Action Plans across the 4 Dublin Local Authorities. The review and preparation of the next City Development Plan should have regard to the DCC Climate Change Action Plan.</p> <p>Achieving the best use of urban land was pursued in 2018 through the implementation of approved LAPs/SDZs, notably the Clongriffin/Belmayne LAP, Pelletstown and the Docklands SDZ. All plans are now at an advanced stage of delivery. Poolbeg SDZ has been prepared, additional information submitted, and a final decision of An Bord Pleanála is awaited. All LAPs/SDZs are complemented by a 'Greening' strategy.</p> <p>At a higher level, the Development Plan has a section devoted to addressing climate change.</p>
<p>Improve the connections between the established and new parts of the city through the creation of high quality, easy to read, public realm</p>	<p>Plans for enhancing the public realm at College Green were lodged with An Bord Pleanála in May 2017. An Bord Pleanála refused planning approval in October 2018. Revised plans are being prepared for a Civic Plaza at College Green with ancillary traffic management measures, taking account of the An Bord Pleanála decision and it is proposed to submit a new application to An Bord Pleanála in 2019.</p> <p>The Heart of the City, Public Realm Masterplan for the City Core was published in 2016 and phase 1 projects are progressing. The public realm strategy has been augmented with the city centre masterplan which identifies a range of projects to achieve a pedestrian friendly city including College Green and a number of streets in the immediate vicinity of the cross city Luas line. A public realm strategy has been prepared for the North Lotts and Grand Canal SDZ.</p>

<b><u>Goal 5</u></b> <b><i>To support independent living for all for all sectors of society</i></b>	
<b>Objective</b>	<b>Progress</b>
Implement the National Disability Strategy	<p>A Multi-Agency Operations Group was established in February 2016, to be the key driver in the planning, design and allocation of accommodation for people with disabilities.</p> <p>A commitment to allocate a minimum of 5% of Dublin City Council's allocations to people with a disability was agreed. In 2018, 214 allocations were made to applicants with disabilities, which represents 14.6% of the overall number of allocations made from the Housing Waiting List and Transfer List.</p>
Increase the supply of adapted and extended units for persons with disabilities	<p>In 2018, Housing and Community Services continued with the programme of adapted and extended Social Housing Units for persons with mobility and accessibility needs</p> <p>The following improvements were made:</p> <ul style="list-style-type: none"> <li>• 44 Ramps installed</li> <li>• 39 Stair Lifts installed</li> <li>• 170 Bathroom Adaptations</li> <li>• 12 extensions</li> <li>• 220 minor adaptations.</li> </ul>
Support those moving from congregated and residential settings to live independently	<p>Multi-agency Operations Group established in February 2016, to support the process of moving people from Congregated Settings. Dublin City Council provides assistance to the Health Service Executive (HSE) and Approved Housing Bodies as required.</p>
Provide appropriate units for senior Citizens	<p>In 2018 a total of 338 Senior Citizen units were refurbished, improving the quality of accommodation and providing enhanced accessibility.</p>
Continue to grant aid residents in private homes	<p>In 2018 there were a total of 1077 grants paid out to a value of €8,176,148.</p> <p>A further 898 applications were approved to the value of €7,905,262.</p> <p>Dublin City Council Home Grants Section administers a number of grant options to assist persons in carrying out reasonable necessary works to their homes to accommodate People with Disabilities and Older Persons.</p>

***Goal 6 To promote healthy living and the recreational use of Dublin's unique natural amenities while protecting the environment and building resilience to cope with climate change.***

<b>Objective</b>	<b>Progress</b>
Use Development management and other mechanisms to extend the green network linking Open spaces and existing linear spaces in the City to provide for healthy living, biodiversity and resilience	<p>This is ongoing and forms an important part of all relevant pre-application consultations and work undertaken by Dublin City Council through the Part 8 process.</p> <p>Parks &amp; Landscape Services continued to maintain all parks / open spaces under their remit in 2018.</p> <p>A greening strategy for the North East Inner City was developed which will be implemented over the next number of years.</p>
Cater, as far as possible for the demand for sports and recreational facilities for all age groups within neighbourhoods	<p>As part of the Development Management process, every effort is made to incorporate the provision of sports facilities within large scale developments.</p> <p>Works commenced on a range of infrastructure and upgrading projects, some of which are outlined below:</p> <ul style="list-style-type: none"> <li>• A new all-weather Pitch at Bluebell Park</li> <li>• Renovation and extension of the sports pavilion at Markievicz Pavilion</li> </ul> <p>New Outdoor Gym Equipment was installed at the following locations:</p> <ul style="list-style-type: none"> <li>• Darndale Park, Belcamp Park, Clontarf Promenade, Albert College Park, Eamonn Ceannt Park, Dolphin Road Open Space, Liffey Valley Park, Walkinstown Green and Stannaway Park</li> <li>• Playgrounds were upgraded at Bushy Park, Mount Bernard Park, Cabra Park, Coultry Park and Johnstown Park</li> </ul> <p>All 33 Sports and Recreation facilities remained fully operational throughout 2018 and continued to offer a full range of activities and programmes for all age groups. Additional co-funded Sports Development Officers were engaged in 2018 for Athletics (2) Rugby (2) and FAI (3).</p> <p>Sportfest was the inaugural citywide event during European Week Of Sport consisting of new and existing initiatives to encourage and inspire all people to become more physically active.</p> <p>Pre-existing events &amp; activities under the banner of Sportfest included: Great Dublin Bike Ride, Parkrun &amp; Junior Parkrun, Laser Run World Championships, Family Sportfest, The Last Picnic.</p> <p>New activities created for Sportfest included: 10 club activations, Dublin City Council sport facility open nights and taster sessions, 3rd level active weeks and 7 flagship events. Over 2,000 people took part in the latter activities.</p>

<p>Further enhance Dublin Bay as a resource for wildlife, recreation, and natural amenity with economic spinoffs, including Bull Island, the Poolbeg Peninsula and the environs</p>	<p>Dublin Bay has been confirmed as a proposed United Nations Educational, Scientific and Cultural Organisation (UNESCO) Biosphere and is included as such in the Development Plan. The City Council is working with Dublin Port to implement the 'soft edge' approach in the Port Masterplan. The SDZ scheme for Poolbeg West makes provision for a continuation of coastal greenspace Dublin City Council continues to deliver on the objectives contained in The Dublin Bay Biosphere Biodiversity Conservation and Research Strategy 2016 – 2020 which in 2018 included The delivery of educational and awareness activities and events such as World Wetlands Day, the Dodder Gathering, the Brent Geese project.</p> <p>A continuation of the Biosphere Discovery Tours programme. Plans for the design of the UNESCO Dublin Bay Discovery Centre were advanced with the appointment of an Integrated Design Team who will develop design plans during 2019.</p>
<p>Extend the recreational, amenity, cycling and walking potential of Dublin's rivers and canals</p>	<p>Policies/objectives in the Development Plan and Local Area Plans (LAPs)/Strategic Development Zones (SDZs) to extend the 'linear parks' along the city's rivers.</p> <p>Campshires included in the SDZ public realm plan.</p> <p>New cycle and pedestrian route along the banks of the Royal Canal - detailed design was completed in Q4 2018 for Phase 2 and Phase 3 of the Royal Canal Scheme and both are now at the stage where construction will commence in Q1 2019.</p> <p>Dodder Greenway – Consultants developed emerging preferred options for scheme. A non-statutory community engagement on the emerging preferred option was conducted in September/October of 2018. Consultants engaged in revising scheme to take account of submission received up to end 2018.</p> <p>Actions included in the Transport section of the Draft Climate Change Action plan will assist in achieving this objective</p> <p>During 2018 Parks &amp; Landscape Services worked in conjunction with the Environment and Transportation Department on the policy for the design, development and management of Greenways – pavements shared responsibility by cyclists and other park users.</p>

<p>Extend Sustainable Urban Drainage Systems (SUDS) as opportunities arise throughout the City</p>	<p>During 2018, Environment and Transportation Department continued to report on all Planning Applications and advise the Planning Department on the appropriate decisions to ensure the implementation of DCC policies in relation to Sustainable Urban Drainage Systems (SUDS).</p> <p>Water Services section continued to work with colleagues in the Housing Department and Parks &amp; Landscape Services to implement SUDS solutions across all DCC owned housing sites. Water Services also contributed to the Dublin Climate Change Action Plan 2018.</p> <p>First steps were taken during 2018 to establish a more cohesive Departmental approach to Water Framework Directive (WFD) matters, joining the Planning &amp; Development function to the WFD and Flood Management function. During 2019, it is hoped to develop a more “whole of Dublin City” approach to the overall area of green and sustainable surface water drainage and water body management.</p> <p>The Inclusion of specific actions in relation to SUDS in the Climate Change Action Plans across the 4 Dublin Local Authorities will assist in implementing this objective.</p> <p>SUDS is actively provided in all projects. Guidelines for front hardstandings include advice that they should be permeable. The provision of sustainable drainage systems is required as part of all proposed development proposals, and implemented through the Development Management Process</p> <p>Parks &amp; Landscape Services continued to work with the Flood Protection Office to progress a number of pilot projects.</p>
--	--

<b><u>Goal 7</u></b> <b><i>To develop engaged and active communities in the promotion of social inclusion and healthy living</i></b>	
<b>Objective</b>	<b>Progress</b>
Further develop social capital, active citizenship in city communities through the Public Partnership Network, The Local Community & Economic Plan (LECP) and other measures	<p>An Action Plan for 2018 was published containing 143 actions under the 12 high level goals identified in the Dublin City Local Economic and Community Plan (LECP) 2016 - 2021. This work was overseen by the Advisory Group, which has nominees from the Economic Development and Enterprise Strategic Policy Committee and the Local Community Development Committee (LCDC).</p> <p>The Dublin City LCDC, together with the Economic Development and Enterprise Strategic Policy Committee (SPC), published the 2018 Annual Plan of the six-year statutory Dublin City Local Economic and Community Plan 2016 – 2021. The Plan also included an up-dated socio economic profile of Dublin City, based on Census 2016 data.</p> <p>The Dublin City LCDC awarded funding of €1,329,824 to 137 community and voluntary groups and a further €33,334 to Men's Sheds under the Dublin City Community Enhancement Programme 2018. One of the assessment criteria was the potential of the proposed project to contribute to the achievement of Goal 5 of the Dublin City Local Economic and Community Plan.</p> <p>The LCDC was successful in securing €75,000 under the Healthy Ireland Fund 2018 for the implementation of local actions corresponding to the objectives of national policy set out in <i>Healthy Ireland, A Framework for Improved Health and Well-Being 2013 – 2025</i>.</p> <p>The LCDC is responsible for the monitoring of the nationally-funded Social Inclusion and Community Activation Programme (SICAP) 2018 – 2022 which was delivered by five contracted organisations in five 'Lots' across the City with an overall budget of €5.4 million per annum. In 2018, the LCDC carried out end-of-year 2017 and mid-year 2018 reviews.</p> <p>Dublin City Public Participation Network (PPN) elected a new Secretariat in December 2018 consisting of 7 members from the 3 pillars.</p> <p>The Secretariat met on 11 occasions during 2018 and also organised 2 Plenary sessions.</p>

	<p>DCC PPN collaborated with the 3 Dublin Local Authorities in hosting a well-attended environmental gathering (120) in April 2018. A full day workshop on General Data Protection Regulations (GDPR) was organised for PPN Groups in June 2018 in the Wood Quay Venue.</p> <p>Media skills training was given to SPCs and Secretariat PPN Representatives in March 2018.</p> <p>9 Disability Linkage Group meetings were facilitated throughout the year.</p> <p>5 Environmental Linkage Group meetings were facilitated during the year.</p> <p>The PPN facilitated a number of Public Consultations with DCC Departments throughout the year.</p> <p><b>Your Dublin Your Voice</b></p> <p>The Economic Development unit took over the management of the Your Dublin Your Voice research panel and carried out two surveys in 2018 one on Culture and the second on Retail and Dining in Dublin.</p> <p>There are over 3,000 people registered on the Your Dublin Your Voice panel and further work was carried out to promote the panel to achieve new sign ups.</p> <p>The findings of the surveys were presented to the Economic Development and Enterprise Strategic Policy Committee and disseminated to a range of other internal and external stakeholders.</p>
--	--



<p>Support the inclusion of community participation in safety and security at local level</p>	<p>Dublin Fire Brigade (DFB) as an integrated fire based emergency medical &amp; rescue service provides a range of services to the people, communities, businesses, infrastructure and industry to the four Dublin local authorities areas covering an area of over 356 sq. kilometres, with a population of 1.35 million residents.</p> <p>In 2018 DFB's East Region Communications Centre (ERCC) handled in excess of 185,000 emergency calls which saw a 14% increase in the number of 112/999 calls compared to 2017 with ambulance related calls increasing by 13% during the year and fire service call increased by 17%.</p> <p>The exceptional dry summer was a key driver for an increase in fire activity both in Dublin and Nationally.</p> <p>STORM Emma which saw large parts of Ireland covered by a snow storm at the start of March led to the ERCC receiving a total 1,705 calls over a 48-hour period and to deal with an average of an additional 340 plus calls per day during this prolonged severe weather events.</p> <p>Halloween is typically the busiest day and night for processing emergency fire and ambulance calls and 2018 proved no exception. In 2018 there were 103,071 emergency medical service mobilisations.</p> <p>All fulltime Firefighters are trained as Paramedics and rotate continuously between firefighting and EMS duties.</p> <p>DFB's fleet of 12 emergency ambulances are each staffed by two paramedics available to respond 24 hours a day, 365 days per year. In addition, there are 21 frontline fire appliances with up to 120 paramedics available to respond on a daily basis.</p> <p>Tangible clinical outcomes in 2018 illustrating the Fire Based Emergency Medical Service include:</p> <ul style="list-style-type: none"> <li>• 57,170 patients treated and transported to hospital</li> <li>• 3,670 critical medical incidents managed</li> <li>• 398 cardiac arrests managed</li> </ul> <p>DFB assisted in the delivery of 29 pre-hospital childbirths.</p> <p>DFB is particularly proactive with respect to Fire Safety. The objective of fire prevention is to promote public fire safety through education and advice, to help ensure fire safety standards are being adhered to in existing buildings and to ensure best practice in terms of fire safety in both new and existing buildings.</p>
---	---

	<p>Community Fire Safety has an increasingly important role in fulfilling DFB's overall goal of protecting life and preventing injury/loss from fire. Community Fires Safety mean promoting fire safety in the community, including in the home whether in houses or apartment. DFB has implemented a number of initiatives and programmes such as Primary School programme, campaigns at various times of the year including Fire Safety Week, Halloween and Christmas.</p> <p>DFB continues to utilise social media platforms, to engage with the public through messages relating to Fire Safety and Incidents attended where Fire Safety and awareness are highlighted. Fire Safety campaigns are also publicised. Social media platforms have grown in popularity with the public and are regarded as an essential process in delivering our Fire Safety message to the community, now and into the future.</p> <p>2018 was a very busy year for DFB's Training Centre. 1 Recruit Class of 27 students successfully completed their training and 48 students full completed the paramedic programme in association with the Royal College of Surgeons Ireland.</p> <p>DFB ensures preparedness for a co-ordinated inter-agency response to major emergencies resulting from local, regional &amp; National events, such as fire, transport accidents, incidents involving hazardous substances and severe weather at local and regional levels in line with the Framework for Major Emergencies. In 2018 DFB co-ordinated meetings and activities of the DCC Crisis Management Steering Group including carrying out a review of the Major Emergency Plan and Severe Weather / Plans.</p> <p>DFB has also played a major role in working with the East Regional Working Group to produce an Interagency Work Programme in line with the national work programme. This work greatly assisted through the severe winter snow of early 2018.</p> <p>The Civil Defence assist the front line emergency services during time of natural disasters and/or major emergency situations. The Dublin Civil Defence Unit provides second line support to all local authorities in the region in the event of emergencies. The Unit also provides second line support to Dublin fire brigade and is involved in an ongoing basis in providing crowd control, Water Rescue, Fire Cover and Medical Support at a range of events throughout Dublin City and County.</p> <p>Civil Defence also supports hundreds of community events</p>
--	--

	<p>throughout the year. These include large events such as air shows, tall ships, concerts and festivals, sports events as well as supporting smaller local events such as parades.</p> <p>2018 was a very busy year for Dublin Civil Defence with 343 community Events, 9 Search and Rescue operations (3 bodies recovered), and 442 Call outs for Severe Weather.</p> <p>Max – the Human Remains Detection (HRD) dog was called out on 23 different occasions last year including a number of times to assist the Gardaí at crime scenes.</p>
Review the strategic framework on integration “Towards Integration”	<p>The Social Inclusion Section implemented key aspects of DCC’s Integration Strategy 2016-2020.</p> <p>Initiatives included:</p> <ul style="list-style-type: none"> <li>• Migrant voter registration campaign.</li> <li>• Migrant entrepreneur event in conjunction with the Local Enterprise Office.</li> <li>• Continued support for the Intercultural Language Service for Migrants</li> <li>• Support for Intercultural events and activities</li> <li>• Developed an anti-racism and Intercultural training for front line Housing staff</li> </ul>
Participate with the relevant other statutory agencies in delivering the National Strategy for children and young people	<p>Coordination and delivery of the Dublin City Comhairle a nÓg programme. Dublin City Comhairle na nÓg has 63 elected members between the ages of 11 and 18.</p> <p>Elected members come from Dublin City. Eight places are held for seldom heard young people. Members are elected at the Dublin City Comhairle AGM members &amp; hold a two year term.</p> <p>Dublin City Comhairle members engaged with various mental health organisations for the delivery of their 2018 working topic on youth mental health and wellbeing.</p> <p>The Sports and Recreation Section worked with the Department of Children and Youth Affairs and the City of Dublin Education and Training Board through the Young Persons Facilities and Services Fund.</p>
Manage social inclusion policies and protocols through the City Council’s network of area offices.	<p>Social Inclusion Celebrations took place over a week long period in 2018 and began on 24<sup>th</sup> September.</p> <p>Over 20 events and activities took place in communities throughout the city organised and delivered by community groups themselves, including migrant led groups, people with disabilities, Libraries and</p>

	<p>Dublin City Council's Social Inclusion, Community &amp; Social Development and the Sports and Wellbeing Partnership.</p> <p>The programme included:</p> <ul style="list-style-type: none"><li>• Migrant Youth lead discussion on Integration</li><li>• Diwali Festival of Lights</li><li>• Supported the BABYBE Project in South Central Area</li><li>• A sports day for over 55's in Dalymount Park</li><li>• Social Inclusion Week Older Persons Art Exhibition</li><li>• Launched and published the intercultural storytelling project</li><li>• Supported Greencastle Family Hub family fun day</li><li>• Older Persons Sports Day</li><li>• Community Fun Run in Conjunction with NEIC and An Garda Síochána</li><li>• "Bring Me Back Alive" an suicide prevention project in Finglas for the Travelling Community</li><li>• Nepal Ireland intercultural event</li></ul> <p>The "Lets Walk and Talk" series continued in 2018 with 18 specialist walks including Ulysses Goes Wild, Religious walk with churches and wells Halloween Walk Romantic Dublin, and weekly walks in Irish, Spanish and French.</p> <p>The Social Inclusion Unit in line with its obligations in the Integration Strategy the Traveller and Roma Strategy and the Disability Strategy, funded and supported programs and activity related to these area over the year some examples of this are:</p> <ul style="list-style-type: none"><li>• Show Racism the red Card "Wear Red Day"</li><li>• Anti-Racism training has been rolled out to front line Housing Staff, in line with Dublin City Council's Public Sector Duty</li><li>• Supported Make Way Day for people with disabilities</li><li>• Established a small Traveller working group with the view of it becoming part of a linkage group to the PPN</li></ul> <p>Supported the Dublin City Interfaith Forum in their ongoing activity and their MEASC Festival.</p>
--	--

## The Place to Be

***For visitors, business people and our citizens, the Council's ambition is that Dublin delivers the very best of infrastructure, facilities and events while nurturing our heritage and traditions with the ambition of continuing to be the preferred city in Europe.***

<b><u>Goal 1</u></b> <b><i>To promote tourism, sport and recreation and attract, manage and support major events and a range of activities for the City.</i></b>	
<b>Objective</b>	<b>Progress</b>
Work with tourism organisations to promote Dublin City as a major tourist attraction	<p>Dublin City Council has developed a strategic partnership with Fáilte Ireland to promote Dublin City for tourism. This involves support for major festivals to animate the city and forward planning in relation to visitor orientation and visitor experience development plans for the docklands and the coast.</p> <p>Dublin City Council's partnership with Fáilte Ireland on the delivery of major events and festivals continued during 2018.</p> <p>The tourism offering of these festivals continued to grow, with both St. Patrick's Festival and Bram Stoker Festival reaching the last five in the Best Festival /Event Experience at the 2018 Irish Tourism Industry Awards.</p> <p>Some of the other supported events in 2018 which delivered economic and tourism benefits for the City included:</p> <ul style="list-style-type: none"> <li>• City Spectacular</li> <li>• Tradfest</li> <li>• Battle for the Bay</li> <li>• Dublin City Marathon</li> <li>• Hotter than July</li> <li>• Bloom in the Park</li> </ul>
Support and facilitate an integrated programme of arts development, cultural festivals and events	<p>The new CARO office has liaised with the Dublin City Council's Events, Waste and Litter units to include specific actions in the Draft Climate Change Action Plan for DCC in relation to more sustainable cultural festivals and events i.e. use of single use plastics etc.</p> <p>Dublin City Council's Arts Plan 2014-2018 sets out the purpose and areas of work of the Dublin City Arts Office. Listed below are some of the programmes and projects delivered by the Arts Office in 2018:</p> <ul style="list-style-type: none"> <li>• Application to the Urban Regeneration Development Fund (URDF) to develop artists workspaces resulted in a</li> </ul>

	<p>€200,000 grant to do a feasibility study for a €20m artists workspaces project for 2 sites in Dublin City</p> <ul style="list-style-type: none"> <li>• Opera in the Open – 4 events.</li> <li>• The Chinese New Year's Festival.</li> <li>• The Musictown Festival</li> <li>• The International Literature Festival Dublin - 29 venues and 75 events.</li> <li>• 30 Artists exhibited in the Lab Gallery</li> <li>• The first meeting of Street Art Forum took place and established the inclusion of curators and artists going forward</li> <li>• Artists Residences Programme: St. Patrick's Lodge, 6 and 7 Albert Cottages and 9 wooden buildings.</li> <li>• Incubation Space Award for 5 Research and Development collaborations that involved Music, Visual Arts and Theatre</li> <li>• Children's Art in Libraries Programme</li> <li>• Culture Night Dublin – 330 venues,</li> <li>• €530,000 paid in Arts Grants</li> <li>• €20,000 in Bursaries paid</li> <li>• €280,000 in programming with Artists and Arts Organisations</li> <li>• Supported the Public Arts Programme through the care and maintenance of Dublin City's public art collection.</li> <li>• The Kevin Street Library public artwork was installed.</li> <li>• Eileen MacDonagh completed her sculpture commission 'Eyes for You' for the Parkside housing scheme in Belmayne, Co Dublin.</li> <li>• Visual Thinking Strategies project trained 35 teachers, artists and art educators</li> <li>• "Permission to Wonder" EU Project received €96,000 and rolled out the first 3 trainings with 6 EU cities, 24 trainees and 30 schools</li> <li>• An Urgent Enquiry - Dublin City Council hosted the Dublin Think Tank of this research project to explore models of commissioning in the area of Art and Biodiversity</li> <li>• Young Dublin Assembly took place in the Mansion House and showcased how Dublin City Council supports children and young people</li> <li>• Creative Ireland Cruinnú na nÓg events in the Arts Office and Liberty Park</li> <li>• I AM BABA a show for babies age 0-12 months</li> <li>• National Artist Teacher Training Programme</li> </ul> <p><b><u>Dublin City Council Culture Company (Culture Development Programme)</u></b></p> <p>Established in March 2018, Dublin City Council Culture Company runs cultural initiatives and buildings across the city on behalf of</p>
--	--

Dublin City Council and the people of Dublin. Collaborating with citizens, communities, cultural organisations, businesses, and Dublin City Council itself, the company's work is focused on embedding cultural experiences and increasing cultural participation throughout Dublin's neighbourhoods. It connected Dubliners to their city through culture and conversation. It activated and empowered people through making and taking part in culture. The raw material for all of our programmes came from ongoing engagement with Dublin citizens in 2018.

**Dublin City Council's Cruinniú na nÓg (Culture Development Programme)**

Dublin City Council Culture Company delivered Dublin City Council's Cruinniú na nÓg in June 2018. This enabled young people to access creativity where they live, in their communities, with their friends and family and all events were free to attend. Cruinniú na nÓg developed, presented and promoted a wealth of creative activities in Libraries, cultural venues, council facilities, and community spaces throughout Dublin City Council's administrative area.

There were 100+ events, activities and workshops happening around Dublin on the day, including those facilitated at 21 Libraries by Dublin City Public Libraries & Archive, 9 cultural city buildings, local parks and Dublin City Arts Office.

**The National Neighbourhood 2018 (Culture Development Programme)**

The extremely successful National Neighbourhood for the 2017/2018 season project concluded in May 2018.

It engaged with 22 neighbourhoods across the city. 35 community groups worked with 47 artists across the county. It connected artists, groups and villages with Libraries, museums and creative places to deepen their understanding of each other and themselves.

**14 Henrietta Street (Tourism & Heritage Programme)**

Dublin City Council Culture Company officially opened Dublin's newest visitor attraction 14 Henrietta Street on 14th September 2018. Set in a Georgian townhouse in the north inner city, *14 Henrietta Street* tells the story of the building's shifting fortunes, from the splendour of its Georgian origins in the 1700s, to a

tenement building from the 1880's to the 1970's. Through people and memory, it aims was to deepen understanding of the history of urban life and housing in Ireland. Taking the stories, personal experiences and objects of former residents of the tenements, coupled with ongoing social and architectural history research, the museum gathers, interprets and preserves Dublin's tenement history.

**Cultural Audit and Map (Cultural and Community Infrastructure and Creative Cluster LIVE database internally & externally accessible information provision)**

Work continued in 2018 on the Dublin City Cultural Map project which is developing a comprehensive database (that will link with the GIS system internally) and a user-friendly website of the city's culture; spanning arts, heritage, sport, recreation, food, science, the environment and more, through data from Dublin City Council sections and through online surveys and connections with many bodies throughout Dublin.

For the Dublin public, this will be a website (working title: "Culture Near You"), where people in Dublin, whether visiting or living here, can access information and make choices about culture near them, including community spaces, cultural providers, sports facilities, venues and so many other things that make up the cultural life of the city. For Dublin City Council sections, the data will be accessible through existing internal systems.

**Dublin City Gallery the Hugh Lane** programmed four diverse temporary exhibitions in 2018 and a programme entitled Traveller Collection at the gallery in collaboration with CREATE and artist Seamus Nolan.

Dublin City Gallery the Hugh Lane continued to engage with schools:

- Delivered 320 guided tours



- Facilitated 166 pre-arranged self-guided tours of the gallery.
- 5 study mornings took place.
- 18 special lectures were programmed and coffee conversations took place on Wednesdays throughout the year.
- 14 adult painting/drawing workshops were delivered,
- 31 family workshops took place.

The gallery also participated in the following:

- Chinese New Year festival
- St. Patrick's Day festival
- Winter Lights Festival
- the Festival of History
- Silk Road Film Festival
- Gallery Weekend
- Culture Night (901 visitors attended)
- Bealtaine
- One City One Book
- Heritage Week
- IAF Open House
- Science Week
- the Dublin Metropolitan School of art lectures series
- National Drawing Day
- Citywide Reading Campaign
- the Russian festival

### **Dublin City Libraries**

31,537 people attended c.858 events in branch libraries and other venues.

The programmes publicised in the Spring, Summer and Autumn brochures linked to national & city-wide themed programmes, including Bealtaine; Summer Stars Reading Campaign; Heritage Week; Children's Books Festival; Science Week; Right to Read; Work Matters, and Healthy Ireland.

The Council's Commemorations Programme marked relevant events in the Decade of Centenaries, including the representation of the People Act, and the ending of WW1. Activities included the historians-in-residence programme; a community grants scheme; digitization; lectures; exhibitions, and publications.

Liaison with Arts Office to co-ordinate Children's Art in libraries ensures children experience a holistic perspective to their surroundings via dance, theatre, art and music.

The Dublin Festival of History attracted audiences of 8,566 to 141 free lectures and talks in Dublin Castle, branch libraries, and other venues.

Other history & heritage programmes included the City Hall Lecture Series; Heritage Week, the annual Gilbert library lecture.

<p>Actively bid for and seek out major events for the City.</p>	<p>Dublin City Council will host the Velo-city 2019 International Cycling Conference in the Convention Centre, Dublin from the 25th to 28th June, 2019.</p> <p>Velo-city is an annual global cycling summit that seeks to improve the policies, planning and provision of all aspects of cycling and is seen as the number one forum for the exchange of international cycling expertise and best practice.</p> <p>The conferences naturally attract those with an interest in cycling, but also those involved in the area of urban and infrastructure policies, technology, health, behavioural change, road safety, the environment and those involved in transport generally. We received a large number of high calibre submissions to speak at the conference and a draft conference programme is now available on the website: <a href="http://www.velo-city2019.com">www.velo-city2019.com</a></p> <p>The conference should bring a large number of delegates and world-renowned experts to Dublin and we look forward to it being a great opportunity for the promotion of cycling in the city as well.</p> <p>Dublin City Council in partnership with FAI with full support of National Government submitted a successful bid (in 2014) for Dublin to be a co-host of UEFA Euro 2020.</p> <p>From a number of host city's UEFA selected Dublin to host the Euro 2020 Qualifying Draw. The draw took place in the Convention Centre Dublin on Sunday 2<sup>nd</sup> December. Over 140 million tuned in to watch the draw on television from across Europe. On the preceding night the Lord Mayor hosted UEFA delegates from across Europe at the official dinner in the Round Room. The week's events were worth approximately €2 million to the city.</p> <p>To mark the historic occasion of the draw taking place at the Convention Centre, Dublin City Council in partnership with the FAI ran <i>Street Legends</i> a community football event on three separate nights across the North Inner City including Aughrim Street, Mountjoy Square, and Commons street. The idea behind both events was to engage Dubliners with EURO 2020. Over 2000 participants attended Street Legends over the three nights. Other events included the European Championship Trophy visiting a number of local schools. In addition, the Samuel Beckett Bridge was lit for the occasion with Euro 2020 Logo and the flags of whole the host countries.</p> <p>Winter Lights Dublin City was a new, fully Dublin City Council funded and programmed initiative delivered in 2018. This project saw the creation of a unique illumination series around some of the City's most well-known buildings and landmarks, as part of a</p>
---	---

	<p>wider Christmas celebration.</p> <p>Winter Lights aimed to place Dublin City among the other renowned international cities of light, while providing all citizens with an opportunity to enjoy the City, at a time of their choice, with none of the previous public safety or crowd management implications. The enormous success of this project has laid a firm foundation for an ambitious expansion in 2019.</p> <p>Dublin City Council's support for the Aer Lingus College Football Classic will see a five-year series of high profile games being brought to the City from 2020. Games at this level have been shown to deliver unparalleled direct and in-direct economic benefits to the City.</p>
Create a new City Sports and Wellbeing Partnership	<p>The Sports and Wellbeing Partnership has been in existence since late 2015. The Strategy was adopted from 2017. The Dublin City Sports and Wellbeing Partnership Advisory Board meet every second month.</p> <p><b>2018 highlights</b></p> <p><b>Lord Mayor 5 Alive Challenge:</b> 2018 was the sixth year of the challenge which consists of 5 races from the Dublin race calendar approximately 5km in distance. LM 5 Alive commenced on 1<sup>st</sup> January and finishing at the end of March. Over 400 people participated the majority of whom were new to running.</p> <p><b>Change for Life:</b> is an 8 week programme running annually since 2013 designed to support people to become more physically active on a regular basis and adopt a healthier diet. In 2018 the programme expanded significantly via Healthy Ireland funding with approximately 350 participants across the city.</p> <p><b>Champions Day:</b> a multi-sport day for 85 adults with intellectual disabilities.</p> <p><b>Older Adult Sports Day:</b> 400 participants enjoyed a variety of sports and activities at DCU.</p> <p><b>GAGA Day:</b> 'Get All Girls Active' (GAGA) Day consisted of approximately 120 activities, across 55 locations in the city, with over 6,000 participants.</p>
Develop and enhance relationships with other international cities.	<p>The International Relations Unit throughout the year enhanced, facilitated and promoted international links and relations that benefited the city, its economy and its communities. Summary of the activities below:</p> <p><b>Beijing (Sister City)</b> A two-day visit to Ireland by a Member of the Political Bureau of the Communist Party of China (CPC) Central</p>

	<p>Committee and Secretary of CPC Beijing Municipal Committee met with the Lord Mayor, Chief Executive, members of the senior management team and officials to discuss city management, urban planning and development as well as historic and cultural preservation.</p> <p><b>San Jose (Sister City)</b> A delegation from San Jose travelled to Dublin for a 4 day programme, which included city to city officials meeting, presentations on Dublin City Cultural Strategy, Economic Development and LEO and the entrepreneur Eco-System, SmartDublin/SmartDocklands.</p> <p><b>Belfast City Council Memorandum of Understanding</b> The Lord Mayor and City Officials visited Belfast and met with the Belfast Lord Mayor, their city officials and stakeholders to explore practical ways for both cities to co-operate going forward and to maintain momentum and develop short term joint activities and identify project areas to collaborate on under the Memorandum of Understanding between the two cities.</p> <p><b>Montreal, Canada (Friendship &amp; Co-operation Acknowledgement)</b> The Lord Mayor was invited to participate in the 153<sup>rd</sup> Annual Walk to the Stone in Montreal which is a Memorial to where 6,000 Irish people were buried following an outbreak of typhus after their journey to Canada from Ireland and the Great Hunger of 1847.</p> <p><b>Lord Mayor International visits:</b> The Lord Mayor was invited to speak as a guest at The Ninth International Bayt Al Maqdis (Jerusalem) Conference held in Ramallah.</p> <p><b>European Networks:</b> Dublin City Council is a member of EUROCITIES which is a network of major European cities whose members are the elected local and municipal governments of major European cities. It brings together the local governments of over 140 of Europe's largest cities and over 45 partner cities, who between them govern 130 million citizens across 39 countries.</p> <p><b>EUROCITIES Conference</b> held in Edinburgh was attended by the Deputy Lord Mayor where over 500 politicians and officials (including a large number of Mayors of cities of similar size and characteristics to Dublin) met to discuss the messages and priorities that as members they wanted to address to national and</p>
--	--

	<p>European leaders ahead of the European elections</p> <p>Deputy Lord Mayor attended the <b>7<sup>th</sup> Direct Dialogue of Mayors with European Commission</b> in Brussels. Dublin was one of 20 capitals who participated at political level.</p> <p>The 70<sup>th</sup> Anniversary of the <b>Universal Declaration of Human Rights</b>, the Lord Mayor read from the Universal Declaration of Human Rights on the steps of City Hall.</p> <p><b>Inward Delegations</b></p> <p>A large number of delegations were welcomed to Dublin city during the year to meet with city leaders, officials and stakeholders to share knowledge and best practice on various aspects of life and business in Dublin and to seek opportunities to partner with Irish companies.</p> <p><b>Business Tourism</b></p> <p>As part of our mission to generate economic and business tourism benefits, a number of international conferences hosted in Dublin city received support.</p> <p><b>International Relations Framework for Dublin City Council 2018 – 2022</b> was adopted during the year. It sets out the context in which the city council operates and outlines key principles which will guide Dublin City Council's international relations work in partnership with others towards ensuring DCC manages its current and future relationships, international linkages, potential for trade, investment, tourism and culture but with a focus on mutual benefits between Dublin and the region or city, its economy, education and communities.</p> <p><b>EU LAB</b></p> <p>Dublin City Council Culture Company is working with Dublin City Council sections on international collaboration projects for submission to EU Funding programmes,</p> <p><b>Dublin City Public Libraries &amp; Archive:</b> Application: Europe for Citizens - deadline 1st March 2019 With Richmond Barracks also as a partner.</p>
--	---

	<p><b>Dublin City Public Art</b> with partners in University of Gothenburg (SE) and Kaunas 2022 (LT) for an application: Creative Europe in 2019.</p> <p><b>Dublin Sports &amp; Wellbeing Partnership</b> working with Sports Fryslan (NL), Gerlev Academy (DK) and the European Sports For All Network. Application: Erasmus + Sport and Erasmus + - deadline 1st March 2019.</p> <p><b>Dublin City Council Culture Company</b> in partnership with Institut Francais, Paris and 12 partner countries. Application: Creative Europe submitted December 2018. 14 Henrietta Street will also partner on this.</p>
--	--

<b><u>Goal 2</u></b> <b><i>To achieve the right balance between nurturing the City's unique natural and built heritage and creating new places through quality urban design.</i></b>	
<b>Objective</b>	<b>Progress</b>
Re-energise the North and South Georgian cores of the City , through the introduction of new and adaptable uses, which are sympathetic to the character of the area	The Living City Initiative which has been reviewed and updated continues to be promoted. The Planning Department has established a 'one stop shop' to assist applicants. A Guidance document study of suitable templates for adaptation of Georgian houses has been produced.
Continue the expansion of the city centre area eastwards to the Docklands, and westwards through the arc from Grangegorman to the Heuston Quarter	<p>Work progressed during 2018:</p> <ul style="list-style-type: none"> <li>• Grangegorman Campus is being implemented</li> <li>• Construction has commenced on the new Children's Hospital</li> <li>• The D8 Health &amp; Innovation Corridor has been established</li> <li>• A masterplan has been prepared for the redevelopment of O'Devaney Gardens;</li> <li>• The Docklands SDZ, which provides for 300,000sqm plus commercial space and 2600 residential units, is being implemented by a dedicated planning unit.</li> <li>• A new city district has been planned at Poolbeg West Strategic Development Zone. (This scheme awaits approval from An Bord Pleanála).</li> </ul>
Strengthen the radial streets of the city	Radial streets continue to be strengthened through development

by new uses of upper floors, and infill development	management, Living City initiative and Public Realm initiatives.
Extend the successful “Urban Village” model to create similar thriving centres in the new developing areas of the city	New urban villages, e.g. Ashton Gate, are included in the LAPs plus Clongriffin/Belmayne, Pelletstown & Cherry Orchard in the longer term. A masterplan for Belmayne/Malahide Road urban village is nearing completion.  Local Environmental Improvement Plans (LEIPs) are included in the Development Plan for existing villages, with plans underway for a number across the City including Phibsboro and Ringsend.
Create a more fine-tuned response to building height in relation to context and place making for the city	Development management teams are working on issues of height in response to the recent Department of Housing, Planning and Local Government Guidelines on height, and the Council is commencing an examination of the relevant SDZs in relation to height.
Promote the re-use of empty or under-used ground or upper floor space in the existing building stock by ensuring that issues relating to planning; fire safety; disabled access; heritage; conservation; commercial rates and environmental health are communicated in an integrated manner	DCC provides a ‘one stop shop’ approach to the Living City Initiative involving planning, conservation, disabled access and Building Regulations (Fire Access), in order to attract more people to live in the city.

### **Goal 3**

***To develop and maintain the road, street and public domain network to the highest international standards whilst maintaining the integrity of the city’s unique heritage.***

<b><i>Objective</i></b>	<b><i>Progress</i></b>
Target capital works towards enhancing the city’s infrastructure and provide sufficient resources for major public domain works, optimising annual grant funding and allocating resources for maximum cost efficiency	<p>Works are prioritised in the Capital Works Programme. Works are ongoing within the Grafton Street Quarter since 2013 funded by DCC Levies. Improvement works in the Chatham Street / Harry Street area were completed in early 2019. Improvement works will commence on Clarendon Street in early 2019.</p> <p>Road Maintenance Services managed an investment of €12,276 Million in contract works to enhance the city’s road infrastructure.</p> <p>This resulted in:</p> <ul style="list-style-type: none"> <li>• 16.9km of the city’s road network being resurfaced and/or reconstructed.</li> <li>• 9km of the city’s footpaths being repaired and/or reconstructed.</li> <li>• The Grafton Street Quarter improvement works in 2018 included: <ul style="list-style-type: none"> <li>• Chatham Street, Harry Street, Balfe Street, Chatham Lane and Swan Lane were all upgraded. Works included a bespoke design in front of the Westbury Hotel.</li> <li>• Design of Clarendon Street completed.</li> </ul> </li> </ul>

The Docklands Bridges progressed as follows:

- Dodder Public Transport Bridge: Site Investigations complete and preliminary design progressed.
- Blood Stoney Pedestrian & Cycling Bridge: Site Investigations complete and preliminary design progressed.
- Point Pedestrian & Cycling Bridge: Brief prepared for design consultant.
- Spencer Dock Pedestrian & Cycling Bridges: Part 8 complete.

Major road schemes:

- Belmayne Main Street: Part 8 complete
- Sillogue Infrastructure: Part 8 complete
- Balbutcher Lane: Design complete

Implementation of District Heating (DH) Project (Develop Business Strategy)

The Dublin District Heating System (DDHS) has progressed in 2018 with the following achievements:

- The DDHS was mentioned in the National Development Plan 2018-2027 published in February.
- Obtained an allocation of up to €20million grant for the DDHS from the Government's Climate Action Plan, which was announced by An Taoiseach Leo Varadkar TD in Government Buildings in November.
- Worked with the Department of Communication, Climate Action and Environment (DCCAE) and other Government Department officials on the District Heating Working Group.
- Procured a Consultant in May for the completion of a 'Delivery of Business Model and Engineering Review'
- Continued ongoing engagement with the City of Dublin Energy Management Agency (CODEMA), and in June formally engaged the National Development Finance Agency (NDFA) as financial advisors to develop the optimal Business Delivery Model Strategy.
- Advertised on E-tenders and the Official Journal of the European Union (OJEU) for market interest in the project and received a number of positive responses.
- The Chief Executive presented and discussed with leading experts in the DH field our city's vision for smart energy systems at the Celsius Summit 2018.
- Held five DDHS Steering Group / Project Board meetings
- Two reports to the Environment Strategic Policy Committee (SPC)
- Continued ongoing engagement with the public and private infrastructure finance markets investigating funding arrangement for the DDHS.
- Liaison with crucial stakeholders such as Transport Infrastructure Ireland (TII) / Dublin Port Company / Dublin Smart Cities.
- Liaison with DCC projects such as Dodder Bridge, and the numerous Public Domain schemes.
- Liaison with developers ensuring new developments are 'District Heating enabled'.
- Funding successfully obtained as a project partner for the Geo-Urban project which aims to identify and assess the deep geothermal heat reserves under Dublin City.



	<p><b>Capital projects completed during 2018:</b></p> <ul style="list-style-type: none"> <li>• Bluebell Park – All-Weather Pitch (official opening will take place in 2019)</li> <li>• Markievicz – renovation and extension of the Sports Pavilion</li> <li>• Restoration work on the 12 Follies at St. Anne's Park</li> <li>• Christ Church grounds upgrade</li> <li>• Greening of High Street</li> <li>• St. Audeon's Park – upgrade of park &amp; grounds</li> <li>• New outdoor gym equipment at 10 locations around the City</li> <li>• Playground upgrades at Bushy Park, Mount Bernard, Coultry Park and Johnstown Park.</li> </ul>
<p>Prioritise works to ensure best value maintenance for the city's infrastructure and to ensure the city's road, footpath and cycling network is maintained to the highest safety standard</p>	<p><b><u>Road Maintenance Services:</u></b></p> <ul style="list-style-type: none"> <li>• Repaired/ made safe a total of 4,517 defects and hazards on the city's road, footpath and cycling network.</li> <li>• Repaired/ made safe a total of 578 critical (priority 1) defects/ hazards on the city's road, footpath and cycling network within 24 hours of the defect/ hazard being recorded.</li> </ul> <p>Scour repair works were carried out on:</p> <ul style="list-style-type: none"> <li>• Spencer Dock Quay Wall</li> <li>• Ringsend Bridge</li> <li>• Special Inspections were carried out on:</li> <li>• Matt Talbot Memorial Bridge</li> <li>• Butt Bridge</li> <li>• Ringsend Bridge</li> </ul> <p>Ongoing maintenance and repair works on other bridges included</p> <ul style="list-style-type: none"> <li>• Steel &amp; concrete repairs, parapet repairs, scour repairs, painting and removal of love-locks.</li> <li>• Testing of decking materials to improve slip resistance on the Liffey Boardwalk were carried out.</li> <li>• Use of green infrastructure and SUDS to reduce pollution and flood risk to our city watercourses.</li> </ul>
<p>Significantly improve pedestrian and walking facilities in the city</p>	<p>The construction of the Chatham Street /Harry Street Area Improvement scheme commenced in September 2017 and was completed in early 2019. The improvements provide flush wall to wall granite paving and wider footpaths. The existing red brick paving had fallen into a state of disrepair and was removed and replaced with new granite paving as part of the scheme.</p> <p>Part 8 planning approval was granted for the improvement of Clarendon Street / Clarendon Row in October 2017. Due to a significant site development affecting Clarendon Row, which commenced in 2018, it was decided to postpone improvement works on Clarendon Row pending the completion of this development and to proceed with the improvements to Clarendon Street. These improvement works will commence in early 2019. This scheme will have flush paving and wider footpaths along most sections of the street to facilitate pedestrians &amp; shoppers</p>

	<p>within the Grafton Street Quarter.</p> <p>The pedestrian network and walking facilities are continually improved through the development management (planning application) process whereby buildings are set back to widen footpaths, sites are designed to provide for increased permeability and pedestrian crossings are provided as part of new developments.</p> <p>The implementation of <i>The Heart of the City</i>, Public Realm Masterplan for the City Core is progressing. This aims to provide a more pedestrian friendly city core through the expansion of pedestrian space and routes.</p> <p>Road Maintenance Services repaired and/or reconstructed 9km of the city's footpaths.</p> <p>Crumlin Village Improvement Scheme works completed with new SUDS infrastructure included to manage surface water runoff.</p> <p>Francis Street: Part 8 complete and design commenced.</p> <p>Castle Street: Part 8 complete and design commenced.</p> <p>The Dublin Wayfinding system is monitored on an ongoing basis to ensure that it provides a useful service to visitors to the city.</p> <p>The city centre masterplan for public realm sets out a series of projects which will deliver significant improvements for pedestrians.</p>
Introduce a Transportation Asset Management System (TAMS)	<p>The TAMS System has continued to be used by the various sections of the Environment and Transportation (E&amp;T) Department for which it was rolled out.</p> <p>Throughout 2018 there continued a process of transition from project implementation to System Support which included the establishment of a TAMS Support Unit to work in partnership with the E&amp;T Local IT Unit in supporting users, manage the System and implement changes and upgrades as required. The Unit successfully upgraded the System to V18.2 during this time which included full testing and roll-out.</p> <p>During 2018 the Support Unit staff carried out numerous training session with users including one to one sessions aimed at getting feedback and helping users gain a better understanding of how best to use the System.</p> <p>During 2018 Sections using the System extracted a range of performance metrics from the System to aid them with reporting against the newly introduced Service Delivery Plan.</p>

	<p>In 2018, the TAMS Support Unit developed considerable competence in using and understanding the System and are now capable of dealing with many issues without the need to revert to the System supplier for assistance.</p> <p>Road Maintenance Services used TAMS to record customer service requests, record defects/ hazards on the road network and to prioritise, record and manage workflow.</p> <ul style="list-style-type: none"> <li>• 12,061 customer service requests recorded;</li> <li>• 4,854 defects/ hazards recorded and prioritised for repair;</li> <li>• 4,517 defects/ hazards were repaired/made safe;</li> <li>• 5,562 jobs completed by direct labour; and</li> <li>• 578 critical (priority 1) defects/ hazards on the city's road, footpath and cycling network repaired/ made safe within 24hrs.</li> </ul>
Manage and improve the city's street furniture service in a well-designed manner that enhances people's city experience.	<p>Street furniture licences are granted in areas where sufficient space exists to accommodate tables and chairs etc. without impeding pedestrian flow. Compliance inspection hours have been extended.</p> <p>The Street Furniture Unit:</p> <ul style="list-style-type: none"> <li>• Issued 175 Street Furniture Licences issued;</li> <li>• Issued 19 new Street Furniture Licences; and</li> <li>• Inspected 1,316 premises.</li> </ul>
Manage necessary road openings in a manner that minimises disruption to the city.	<p>Ensure Roadworks control system continues to function effectively.</p> <p>All works by utilities on public roads require licensing by Dublin City Council.</p> <p>In the course of 2018 some 12,471 individual licences were granted by the Council subject to conditions. All sites were monitored by the Council's Roadworks Control Unit and appropriate action was taken where breaches of licence conditions occurred. This work is ongoing.</p> <p>Road Maintenance Services:</p> <ul style="list-style-type: none"> <li>• Permanently reinstated 1,991 utility openings in the road network; and</li> <li>• Carried out over 30,000 inspections of reinstatements carried out by Utilities in the road network</li> </ul>

**Goal 4**

***To manage and promote City Parklands and support the development of biodiversity measures and projects.***

<b>Objective</b>	<b>Progress</b>
Achieve best sustainable practice in the management of the natural environment, including city parks and open spaces	<p>The inclusion of Nature Based Solutions Actions in the Climate Change Action Plans across the 4 Dublin Local Authorities will assist in implementing this objective.</p> <p>The Green Flag is awarded in recognition of achieving quality standards for the sustainable management of Parks and recreation facilities. It promotes high horticultural and environmental standards and is a benchmark for excellence in Park management based on acknowledged international best practice. The award scheme is administered by An Taisce.</p> <p>In 2018 Dublin City Council was successful in retaining the Green Flag status in 5 City Parks:</p> <ul style="list-style-type: none"><li>• Blessington Street Basin</li><li>• Bushy Park</li><li>• Markievicz Park</li><li>• Poppintree Park</li><li>• St. Anne's Park</li></ul>
Bring greater animation and attraction to parks in the City through events, markets and recreational activities	<p>A total of 383 applications for Events and Activities in the Parks were received during 2018.</p> <p>The breakdown is as follows:</p> <ul style="list-style-type: none"><li>• Community &amp; Family - 122</li><li>• Photo Shoots - 61</li><li>• Sporting Events - 47</li><li>• Filming - 46</li><li>• Commercial - 45</li><li>• Charity Events - 31</li><li>• Weddings - 10</li><li>• Festivals - 9</li><li>• Arts &amp; Culture - 6</li><li>• Music - 6</li></ul> <p>Parks &amp; Landscape Services also manage Pitch &amp; Putt, Golf and Tennis Clubs at various locations throughout the city with a record attendance of over 30,000 during the Season.</p> <p>Parks &amp; Landscape Services also manage over 250 football pitches located in the City Parks which are used for Soccer, GAA and Rugby.</p> <p>Parks &amp; Landscape Services currently have six 'Seomra Tae' facilities which employ approximately 63 staff.</p>

	<p>Environmental standards for these establishments include:</p> <ul style="list-style-type: none"> <li>• compostable/recyclable cups</li> <li>• compostable food containers and napkins</li> <li>• recycling of cardboard products and packaging</li> </ul> <p>composting coffee grounds and inclusion in the Conscientious Cup Campaign</p> <p>There are 4 markets operating in Merrion Square, The Red Stables at St. Anne's Park, Herbert Park and Bushy Park providing a variety of food, artisan produce, in-season vegetables and arts &amp; crafts.</p>
Proactively seek out opportunities to develop additional recreational and sporting facilities in the City	DCC applied for grants for a number of projects under the Department of Transport, Tourism and Sports 2018 Sports Capital programme. These grant applications are still to be decided on.
Continue to implement the Biodiversity Plan	<p>The inclusion of Nature Based Solutions Actions in the Climate Change Action Plans across the 4 Dublin Local Authorities will assist in implementing this objective</p> <ul style="list-style-type: none"> <li>• World Wetlands Day which included a biodiversity field trip to Booterstown Marsh</li> <li>• National Tree Week – an exhibition on native Irish Trees and Woodlands, Iconic Trees of the World, Parks Tree Trails and Tree Strategy.</li> <li>• Sustainable Urban Drainage Exhibition – including the responsible use of household waste water and general water conservation.</li> <li>• Live RTE radio broadcast from St. Anne's Park</li> <li>• UN International Day for Biodiversity, which included:</li> <li>• An exhibition on songbirds of the dawn chorus and a local Radio broadcast on Dublin City Biodiversity</li> <li>• Nature walk for families at Bushy Park</li> <li>• City Quay Wall and street flag display</li> <li>• Brent Geese Ambassador Award ceremony at Ballyfermot Library</li> <li>• Annual Coastwatch Survey – an exhibition on Marine biodiversity in the Dublin Bay Biosphere, working with the students from the National Botanic Gardens and Staff in the Municipal Rowing Club</li> <li>• Science Week – included an exhibition on Light Bellied Brent Geese at North Bull Island and a variety of related talks</li> </ul> <p><b>Dublin City Council is continuing to implement actions relating to:</b></p> <ul style="list-style-type: none"> <li>• volunteer programme at Bull Island</li> <li>• Survey and management of protected species in areas of</li> </ul>

	<p>conservation value</p> <ul style="list-style-type: none"> <li>Engaging stakeholders as part of the Dublin Bay Biosphere, Dublin Mountains Partnership, the Water Framework Directive and the Regional Green Infrastructure</li> </ul>
Develop messages and awareness to counter problems caused by anti-social behaviour and dog fouling in city parks	The City Parks Superintendent and members of his team sit on a sub-committee as part of the City's Joint Policing Committee to discuss and address issues of anti-social behaviour in Dublin City Council Parks.

**Goal 5**

***To maintain to the highest international standards and improve the quality of Dublin City's environment through the delivery of our services in a sustainable manner, recognising local, regional and national responsibilities and implications.***

<b>Objective</b>	<b>Progress</b>
Ensure a consistently high standard of cleanliness throughout the city comparable to the cleanest capitals in Europe	<p>In 2018 The Waste Management Section implemented area based cleaning as part of the ongoing implementation of the recommendations of the review of service delivery to optimize delivery of cleaning services in the city.</p> <ul style="list-style-type: none"><li>• A new fleet of compact street sweepers was introduced to replace the existing fleet.</li><li>• The redevelopment of the Davitt Road depot was completed and the redevelopment of Herzog Park Bring Centre commenced.</li><li>• 124 Additional Solar Compactor bins were introduced into the city.</li><li>• The introduction of QR codes to all public litter bins has allowed over 70% of reports to be received via smartphone by Q4 2018</li><li>• Over 18,000 service requests were dealt with by the Department in 2018</li><li>• 3,298 community clean ups were supported throughout the city.</li><li>• 1,608 requests for bulky household waste removal services were completed in 2018, an increase of 42% over 2017.</li><li>• 600 bonfire stockpiling complaints were attended to and in conjunction with the parks and area departments over 600 tonnes of material was diverted from bonfires during Halloween response activities</li><li>• The Team Dublin Clean Up was run for a third year and is now in place on the same day as the Canal and Dodder clean up days and in 2019 will include the 4 Dublin local authorities</li><li>• The Environment &amp; Transportation Department took part in the 2018 Anti-Dumping initiative funding area based initiatives in the South Central, Central and North West areas and a mattress amnesty day at Ringsend Civic Amenity site.</li><li>• 7 pocket gardens were created in the Ballymun area as a result of this initiative.</li><li>• 407 entries were received into the city neighbourhoods awards.</li></ul> <p>The Waste Management Department introduced the use of social media to promote and provide services at @dubcityenviro.</p> <p>The Department has run two media campaigns using traditional and social media advertising highlighting environmental issues around disposal of cigarette litter and promoting reusable cup usage.</p>
Improve access to environmental information and to raise	The Traffic Noise & Air Quality Unit continues to operate and support the Dublin City Council real-time noise monitoring website

<p>environmental awareness among citizens through use of digital communication channels</p>	<p>and associated twitter account which tweets ambient sound levels from its monitoring sites, on the hour every hour. Real time ambient sound levels can be accessed on this site by the public.</p> <p>Dublin City Council's Flood Advisory Group met on numerous occasions throughout 2018 to monitor forecasting systems (weather forecasts, weather warnings, telemetry, rain gauges, coastal flood forecasting), analysing and interpreting the information from these systems to determine the potential impact of possible flood events and the level of flood warning required to be issued and advise on the implementation of an appropriate action plan.</p> <p>The Dublin City Rainfall System was further enhanced in 2018. To date there are 24 rain gauges, 4 weather stations, 3 trash screen cameras and 24 river, tide and sewer level gauges.</p> <p>Flood Alleviation Schemes as detailed in the Council's Capital Programmes 2017-2019 are ongoing throughout 2018.</p> <p>Flood Resilience Actions were included in the Climate Change Action Plans across the 4 Dublin Local Authorities.</p>
<p>Preserve and improve where necessary the water quality of our rivers and bathing areas</p>	<p>The Central Laboratory is accredited to test relevant environmental parameters (chemical and microbiological) in surface waters including routine and investigative monitoring of rivers and streams, licensed trade effluent discharges to waters and bathing waters.</p> <p>Water quality status reports are provided regularly for all sampling locations and we hold a large archive of historic data. During 2018, over 4,000 samples were tested for Dublin City Council.</p> <p>A total of 130 complaints were received by the Water Pollution Section in 2018 and every one was investigated and closed off.</p> <p>The Pollution Control section monitors water quality of six rivers (Liffey, Dodder, Tolka, Camac, Poddle and Santry) by sampling each one on a monthly basis at various designated locations. Additional river sampling is carried out for the purpose of ongoing assessments under Water Framework Directive criteria.</p> <p>It also monitors bathing water quality at three designated bathing areas (Dollymount, Sandymount and Merrion Strand) by taking 20 samples at each beach during the bathing season, June to mid-September. It manages and responds to bathing water incidents when they arise, by notifying the public via the DCC and Environmental Protection Agency (EPA) websites and by placing notices on beaches.</p> <p>As a further measure to protect quality of surface waters, around</p>



	<p>7,000 domestic dwellings / commercial premises are inspected each year for drainage misconnections. It regulates the discharge of trade effluent direct to waters or via surface water sewers by issuing and monitoring discharge licences under the Water Pollution Acts.</p> <p>Highlight and co-ordinate implementation of the measures to bring all of our rivers, estuaries and coastal areas to good ecological status as required by the Water Framework and the National River Basin Management Plan.</p>
Reduce the risk of flooding and respond appropriately and effectively to flooding incidents	<p>Dublin City Council's Flood Advisory Group met on numerous occasions throughout 2018 to monitor forecasting systems (weather forecasts, weather warnings, telemetry, rain gauges, coastal flood forecasting), analyse and interpret the information from these systems. This determines the potential impact of possible flood events and the level of flood warning required to be issued and advise on the implementation of an appropriate action plan.</p> <p>The Dublin City Rainfall System was further enhanced in 2018. To date there are 24 rain gauges, 4 weather stations, 3 trash screen cameras and 24 river tide and sewer level gauges.</p> <p>Flood Alleviation Schemes as detailed in the Council's Capital Programmes 2017-2019 are ongoing throughout 2018 and will continue into 2019.</p> <p>Dublin City Council Direct Labour Crews continue to carry out small flood alleviation works and respond to coastal flooding and rainfall event.</p>

<p>Deliver commitments in water services as outlined in the Council's Service Level Agreement (SLA) with Irish Water</p>	<p>During 2018, Water Services continued to report on all Planning Applications and advise the Planning Department on the appropriate decisions to ensure the implementation of DCC policies in relation to Sustainable Urban Drainage Systems (SUDS). Water Services section continued to work with our colleagues in Housing and Parks to implement SUDS solutions across all DCC owned housing sites. Water Services also contributed to the Dublin Climate Change Action Plan 2018. First steps were taken during 2018 to establish a more cohesive Departmental approach to Water Framework Directive (WFD) matters, joining the Planning &amp; Development function to the WFD and Flood Management function. The inclusion of Flood Resilience Actions in the Climate Change Action Plans across the 4 Dublin LAs will assist in implementing this objective. The inclusion of Flood Resilience Actions in the Climate Change Action Plans across the 4 Dublin Local Authorities will assist in implementing this objective.</p>
<p>Protect air quality in line with European Union Directives</p>	<p>Air quality monitoring indicates EU air quality standards are being complied with in Dublin. During 2018 Dublin City Council continued an ongoing study with the Environmental Protection Agency (EPA) to identify potential locations for additional air quality monitoring stations in the city. As a result of this ongoing study new monitoring stations have been established in St. Anne Park Raheny, and at St Johns Rd. West. Islandbridge. Further sites for additional monitoring locations are under active consideration for 2019.</p> <p>Works to upgrade existing monitoring stations has also continued and these upgrades now provide the capacity to report on air quality on a continuous basis in real time to the public.</p> <p>The proactive enforcement of air quality standards has resulted in 92% of air pollution complaints open in 2018 being resolved and those cases still open are under active investigation. There has been a significant decrease in air complaints received during 2018 compared to 2017 (149 versus 204 in 2017).</p>

<p>As the National Competent Authority for all waste exports and imports ensure full compliance with EU regulations on behalf of all local authorities in Ireland.</p>	<p>The National TransFrontier Shipment Office (NTFSO) established and operated by Dublin City Council is the National Competent Authority to manage the international movement of waste out of, into and through Ireland.</p> <p>The Office is responsible for the implementation and enforcement of European and National Legislation (IMPEL); to monitor waste shipments; to facilitate the business community involved in legitimate waste shipment activities; and to prevent the illegal shipment of waste.</p> <p>In excess of 2,250 inspections were carried out in Ireland by a dedicated enforcement team in 2018. Inspections were carried out at roadside checkpoints, port inspections, waste facility inspections and spot checks, waste transfer forms inspections, brokers and dealer's verifications and brokers and dealer's audits. The Administration team ensures that annual exports of 1,650,000 tonnes of waste to Europe and Asia are in compliance with strict regulatory rules.</p> <p>The NTFSO also works with other agencies such as the Environmental Protection Agency, DCCAE, IMPEL, European Union Agency for Law Enforcement Cooperation (EUROPOL), Local Authorities and the Gardaí and liaises with Customs and Port Authorities, the Northern Ireland Environment Agency (NIEA) and other competent international authorities. The NTFSO also reports to the National Waste Enforcement Steering Committee Chaired by the DCCAE.</p> <p>In 2018 the NTFSO were nominated the lead authority for a European project on the Effects of the Chinese Import Ban on the Environmentally Sound Management of Plastic Waste. The NTFSO partook in a further European wide month of action led by INTERPOL targeting waste crime. The NTFSO continued to assist the Waste Enforcement Regional Authority in carrying out multi-agency operations against suspected waste categories. The NTFSO were also a part of an EU Evaluation Report on the Eight Round of Mutual Evaluations 'Practical implementation and operation of European policies on preventing and combating Environmental Crime' along with The DCCAE, EPA, the Gardaí, Dept. of Justice and the Waste Enforcement Regional Lead Authorities. The NTFSO continues to partake in the IMPEL Enforcement Network and is represented at the EU Basle Convention. The NTFSO present on National Waste Priorities at the National Waste Enforcement Steering Committee quarterly meeting. The NTFSO have worked closely with the DCCAE on</p>
--	---

	Brexit preparations and have notified all stakeholders of changes in the event of a no deal withdrawal. Information is posted on the NTFSO website.
As Regional Co-ordinator for the Eastern-Midlands Waste Management Plan promote and encourage the prevention, re-use and recycling of waste in line with EU and National policy.	<p>The Eastern-Midlands Region (EMR) Waste Management Plan 2015-2021 provides a framework for the prevention and management of waste in a sustainable manner in Dublin City Council and the 11 other Local Authorities in the Region. Dublin City Council, as the Lead Authority for Regional Waste Management Planning are overseeing the implementation of the Eastern Midlands Regional Waste Management Plan 2015-2021. Some of the key activities undertaken by the Regional Office in 2017 included:</p> <ul style="list-style-type: none"> <li>• National Awareness Campaigns (Brown Bin, Dry Recyclables)</li> <li>• National Reuse Month</li> <li>• Conscious Cup Campaign to encourage elimination of single use coffee cups</li> <li>• Programme to advance remediation of Historic Landfills</li> <li>• Tyre Cleanup programme</li> <li>• National Hazardous Waste Collection Scheme</li> </ul>
Implement the Noise Action Plan 2013-2018 and prepare plan for 2019- 2024.	A review of the Noise Action Plan 2013-2018 was completed in 2018 and a revised Dublin Agglomeration Noise Action Plan was put out to public consultation and finalised. It is to run from December 2018 to July 2023, Chapter 4 Volume 1 of this plan sets out the review of the previous plan and the progress made in the implementation of the previous plan. Chapter 7 sets out the noise mitigation and protection measures to be pursued under the new revised plan
Reduce energy usage in the provision of public lighting	Approximately 5,500 lamps have been replaced to date, with 1,000 of these in 2018. It is planned to increase the replacement rate significantly in the latter part of 2019 as a result of the Public Lighting Upgrade Project being formally awarded later in 2019.

**Goal 6**

***To manage and promote the City Library Network, the City Arts Office and the Hugh Lane Art Gallery as hubs of cultural and art collections and learning opportunities***

<b>Objective</b>	<b>Progress</b>
Develop new Dublin City Library at Parnell Square	<p>During 2018 the design was completed; the planning application was completed and submitted to An Bord Pleanála on 26<sup>th</sup> October 2018.</p> <p>Some conservation works were carried out on 28 Parnell Square.</p>
Lead the promotion of Dublin City as a City of Literature	<p>The Dublin UNESCO City of Literature Strategic Plan 2016-2018 was launched in 2016, which gives focus to six main themes: 1) Identity; Advocacy and Promotion; 2) The A-Z of Writing, Reading and Storytelling; 3) Building Relationships and Networks; 4) Storyhouse project; 5) Leadership Structures and Resources; 6) Research and Evaluation</p> <p>Director of Dublin UNESCO City of Literature attended two UNESCO Creative Cities Network international conferences in 2018, which is an obligation under the terms of the designation.</p> <p>The Director of the Dublin UNESCO City of Literature remained in the role of Deputy Representative of the Literature steering group and group lead of the Integration and Development working group, roles which will change at the end of 2018.</p> <p>Dublin City of Literature (DUCoL) supported a wide array of literary projects and organisations during the year, including Children's Books Ireland, The Ark, the New Theatre and Swan River Press new publications. It is the aim of the office to offer financial support to projects that are in particular need of funding and to spread our resources as widely as possible.</p> <p>The office supported the Dublin Book Festival, The Jonathan Swift, Irish Spanish and Latin American, and Dublin Ghost Story Festivals, as well as the inaugural MurderOne Crime writing festival, among many others.</p> <p>The International Dublin Literary Award was won by Irish author Mike McCormack for his novel Solar Bones. Later in the year, Mike accompanied DUCoL director Alison Lyons to Milan to take part in their BookCity festival of literature, where he was very warmly received by local audiences.</p>

	<p>The City of Literature office delivered a number of programmes and festivals over the course of the year, chief among them being the Dublin One City One Book annual festival in April, which in 2018 celebrated 30 Irish women writers by featuring The Long Gaze Back anthology, edited by Sinead Gleeson. Over forty free events were held during the month, many of which were organised by partner institutions and library services.</p> <p>Other key events included the Citywide Reading Campaign for Children, which involved branch libraries, public events and The Big Day Out during the St. Patrick's Festival; Words on the Street for European Literature Night; a poetry trail around Dublin book shops.</p> <p>The two Dublin City Writers in Residence worked with branch-based writing groups until October 2018 with great success and appreciation from the groups. Masterclasses, workshops and one-on-one writing advice sessions were part of the programme, as well as 'Books on Writing' book club meetings and appearances at writers' evenings.</p> <p>Three readers in residence continued their work with children and young people of the North East Inner City, under the supervision of City of Literature and Senior Librarian for Children's Service. Many children and young people have benefitted from this initiative to encourage reading for pleasure. Full reports on the readers' work have been compiled.</p>
Implement the Dublin City Arts plan	<p>Dublin City Council's City Arts Plan 2014-2018 set out the purpose and areas of work of the Dublin City Arts Office; it outlined a commitment that the Arts Office and Dublin City Council 'will foster a shared responsibility for culture and the arts, with a focus on three areas of work: assisting public access to the arts, facilitating artists' development and enriching the cultural experience of the city'.</p> <p>Listed below are some of the programmes and projects that were delivered by the Arts Office in 2018:</p> <ul style="list-style-type: none"> <li>• Application to the Urban Regeneration Development Fund</li> </ul>

	<p>(URDF) to develop artists workspaces resulted in €200,000 grant to do a feasibility study for a €20m artists workspaces project for 2 sites in Dublin city</p> <ul style="list-style-type: none"> <li>• Opera in the Open – 4 events.</li> <li>• The Chinese New Year's Festival.</li> <li>• The Musictown Festival</li> <li>• The International Literature Festival Dublin 29 venues and 75 events.</li> <li>• 30 Artists exhibited in the Lab Gallery</li> <li>• The first meeting of Street Art Forum took place and established the inclusion of curators and artists going forward</li> <li>• Artists Residences: St. Patrick's Lodge, 6 and 7 Albert Cottages and 9 Wooden Buildings.</li> <li>• Incubation Space Award for 5 Research and Development collaborations that involved Music, Visual Arts and Theatre</li> <li>• Children's Art in Libraries Programme</li> <li>• Culture Night Dublin – 330 venues,</li> <li>• €530,000 paid in Arts Grants</li> <li>• €20,000 in Bursaries paid</li> <li>• €280,000 in programming with Artist and Arts Organisations</li> <li>• Supported the Public Arts Programme through the care and maintenance of Dublin City's public art collection. The Kevin Street Library public artwork was installed. Eileen MacDonagh completed her sculpture commission Eyes For You for the Parkside housing scheme in Belmayne, Co Dublin.</li> <li>• Visual Thinking Strategies project trained 35 teachers, artists and art educators</li> <li>• "Permission to Wonder" EU Project received €96,000 and rolled out the first 3 trainings with 6 EU cities, 24 trainees and 30 schools</li> <li>• An Urgent Enquiry - Dublin City Council hosted the Dublin Think Tank of this Research Project to explore models of commissioning in the area of Art and Biodiversity</li> <li>• Young Dublin Assembly took place in the Mansion House and showcased how Dublin City Council supports children and young people</li> <li>• Creative Ireland Cruinnú na nÓg events in the Arts Office and Liberty Park</li> <li>• I AM BABA a show for babies age 0-12 months</li> <li>• National Artist Teacher Training Programme</li> </ul>
<p>Enhance the profile of the Dublin City Art Gallery the Hugh Lane</p>	<p>An objective of Dublin City Gallery The Hugh Lane's Strategic Plan to increase the profile of the gallery through the delivery of 3 major exhibitions over the next five years. Work has commenced on planning for these exhibitions which will be delivered post refurbishment. These major exhibitions will have wide appeal and will raise the profile of the gallery.</p> <p>Visitor numbers increased again in 2018, with 171,647 individual visitors to the gallery recorded (167,410 visitors were recorded in 2017).</p> <p>The gallery commenced work on the redevelopment of its website with the aim of increasing online and physical visitors to the gallery.</p>

	<p>Work also commenced on a marketing strategy, in order to raise the profile of the gallery nationally and internationally. There was further investment in the development of our social media presence, which has already delivered results through increased hits and followings.</p> <p>Temporary Exhibitions Programme included innovative works by both Irish and international artists which attracted significant media attention.</p> <p>Works from the collection were sent on loan to international galleries for display in their exhibitions, thereby increasing the reach and profile of Dublin City Gallery The Hugh Lane.</p>
<p>Contribute to the Decade of Commemorations programme, including the 1916 Rising, by bringing the City's diverse memory collections to citizens locally and internationally.</p>	<p><b><u>Exhibitions</u></b></p> <p>2018 saw the 100<sup>th</sup> anniversary of the Representation of the People Act (1918) which gave some women over 30 years of age the right to vote.</p> <p>The exhibition "Suffragist City: Women and the vote in Dublin" was launched in January 2018 and was on display in Dublin City Library and Archive for two months before touring to City Hall, Richmond Barracks, branch libraries and the Department of Justice international conference on women's suffrage in the Convention Centre in November.</p> <p>The exhibition "Doing their Bit: Irish Women and the First World War" was on display in Dublin City Library and Archive in March and April 2018 with talks and guided tours of the exhibition by the historians in residence. This exhibition was also displayed in Civic Offices and City Hall in 2018.</p> <p>"The Peace at Home? Dublin after the First World War" was launched in November 2018 to mark the 100<sup>th</sup> anniversary of the Armistice. Tours and talks accompanied the exhibition.</p> <p><b><u>Seminars</u></b></p> <p>"New Voices in Women's History" in Dublin City Library and Archive in February 2018 featured ten early-career scholars speaking about their research on various aspects of Irish women's history.</p> <p>"Doing their bit – Irish women and the First World War" was a series of lunchtime lectures in City Hall in April 2018 on conscription, nurses, women munitions workers and the impact of the war on Irish women.</p>



“Dublin’s Mansion House and the Anti-Conscription Movement 1918” was held in the Round Room, Mansion House in April 2018 to remember the successful anti-conscription campaign of one hundred years ago.

#### **Citywide community engagement**

Community engagement with history across the city was fostered with the ongoing DCC Decade of Commemorations Fund for Communities. 29 projects/organisations were funded with a total allocation of €61,945 to hold events and activities under the Decade of Commemorations designation. Projects funded included history newsletters, publications, drama, school projects, conferences and history festivals. In February 2018 all groups in receipt of a Decade of Commemorations grant (during 2015, 2016 and 2017) were invited to an event in City Hall to celebrate their engagement with history and to receive a certificate from the Lord Mayor in recognition of their contribution to history events in the community under DCC’s Decade of Commemorations programme.

#### **Commemorative plaques**

Two plaques were unveiled under the Decade of Commemorations designation: a 1916 Rising plaque at the North Circular Road Bridge in Dublin 7 (unveiled by the Lord Mayor) and a plaque to the suffragette Hanna Sheehy-Skeffington on Ship Street, Dublin Castle (Unveiled by the President of Ireland).

#### **Access to historical sources**

2018 saw continued scanning, cataloguing and online publishing of primary historical documents and collections including the Fáilte Ireland Tourism photographic collection, W&R Jacobs archive and items relating to the suffrage campaign, and the War of Independence.

#### **Historians in Residence**

DCC’s six part-time Historians in Residence continued to deliver history events across the city and worked with communities, schools and libraries throughout 2018 with a particular focus on Dublin’s local histories. The project aims to make history accessible to all and especially tries to bring history to groups who may not have ready access to it. The historians in residence free local history book, ‘History on Your Doorstep – six stories of Dublin history’, was published in December 2018 and distributed through city libraries and to history clubs across the city.

	<p><b><u>Dublin Festival of History 2018</u></b></p> <p>The sixth annual Festival focused on some of the significant anniversaries of 2018 including the sinking of the RMS Leinster, the anti-conscription campaign, the end of the First World War, the suffrage campaign, the life of James Connolly, “Keepers of the Flame” documentary film on the Military Pensions files, and a new Decade of Commemorations history quiz in the Mansion House. With over 8,500 attendees at 141 events (including 25 partner organisations), the 2018 Festival was the biggest to date. The President of Ireland, Michael D. Higgins gave a keynote address at the Festival on the topic of the Decade of Commemorations.</p>
--	---

**Goal 7*****To make Dublin a safe place to live, work, visit and enjoy.***

<b>Objective</b>	<b>Progress</b>
Collaborate with An Garda Síochána, Health Services Executive, other agencies and the business community in co-ordinating and developing measures to deal with problems on the city streets such as anti-social behaviour, drug activity, aggressive begging and noisy busking.	<p>Progress was achieved via the following:</p> <ul style="list-style-type: none"><li>• Dublin City Joint Policing Committee (JPC)</li><li>• Dublin City Centre Business Forum (DCCBF)</li><li>• High Level Group (HLG) on Street Issues</li></ul> <p>The following meetings were held during 2018</p> <ul style="list-style-type: none"><li>• Dublin City JPC: 6 meetings</li><li>• Dublin City Centre Business Forum: 6 meetings</li><li>• High Level Group on Street Issues: 3 meetings (this group is being restructured at present)</li></ul> <p>An Annual Report summarising activities of the Dublin City JPC was approved by the City Council at its meeting in June 2018.</p> <p>The following is a summary of issues on which presentations were made / updates given to the above-mentioned groups during 2018:</p> <ul style="list-style-type: none"><li>• Roads Policing</li><li>• Supervised Injecting Facility (HSE)</li><li>• Irish Prison Services</li><li>• Victims of Crime (Tourists)</li><li>• St. Patrick's Day celebrations</li><li>• Papal Visit</li><li>• College Green works</li><li>• Night-time Economy</li><li>• Garda Resources</li><li>• Current Street Issues (graffiti, begging, drugs, homelessness, begging, rickshaws etc.)</li><li>• Street Furniture</li><li>• Fraud (Electronic &amp; Cyber Crime)</li><li>• Housing Act 2014 (DCC),</li><li>• Community Policing</li><li>• Severe Weather Event</li><li>• Halloween Event</li><li>• Quad / scrambler bikes</li><li>• Fatima Groups United</li></ul> <p>In addition, a Parks Subcommittee, established in 2017, continued to meet during 2018 and address antisocial behaviour issues and challenges faced by Parks Division staff. These meetings are attended by the City Parks Superintendent, DCC, An Garda Síochána and the Chairperson of the Dublin City JPC.</p> <p>The responsibility for issuing JPC Guidelines rests with the Policing Authority since its establishment in 2016. This was previously under the remit of the Department of Justice and Equality.</p> <p>There are approx. 500 licensed street performers and activities are monitored daily by Assistant Inspectors in the Licensing Unit.</p> <p>Regular contact is maintained with An Garda Síochána.</p>
To further refine and develop our partnership arrangements with	This objective is achieved via Joint Policing Committee and the Dublin City Centre Business Forum structures (see progress as

<p>statutory and voluntary agencies and group in supporting safe communities and targeting vulnerable sectors including disadvantaged households, the elderly and others</p>	<p>outlined above)</p> <p>Supported the World Anti Bullying Forum in conjunction with DCU and International Relations,</p> <p>The Social Inclusion Unit set about establishing linkage groups for the Public Participation Network for Travellers and Migrants to develop their voice on within the PPN.</p>
<p>To provide advice and guidance to enhance the safety of communities.</p>	<p>Dublin Fire Brigade (DFB) provides advice and guidance in all aspects of Fire Safety. The promotion of community fire Safety is a key facet of modern fire service operations. Dublin Fire Brigade works closely with the communities to make Dublin City &amp; County a safer place to live, work and visit.</p> <p>Community Fire Safety is carried out across all sections of DFB with different initiatives and programmes implemented throughout the community.</p> <p>In 2018 the following was achieved:</p> <ul style="list-style-type: none"> <li>• Station visits organised through local community groups</li> <li>• Fire Station open days held at Rathfarnham with 5,000 visitors and Phibsboro with over 2,000 visitors</li> <li>• Community Fire Safety campaigns – Halloween, Christmas, New Year's Eve, Smoke Alarm Initiative, Message in a Bottle, Fire Safety for Kids, Fire Safety Art Competition, School visits</li> <li>• 2018 Be Safe, Stay Safe Halloween programme reached 2,473</li> <li>• General distribution of fire safety information in the Community using all means of communication i.e. social media, schools, local community centres/projects, media, area offices etc.</li> <li>• 3<sup>rd</sup> class Schools programme included 2043 students</li> <li>• DFB initiate and maintain several other Community Safety and Engagement interventions which serve to both enhance public safety awareness and continued excellent community relations. Some of these initiatives which have reached out to several thousand members of our community include</li> <li>• Continual Social Media life-safety posts</li> <li>• Construction Federation Safety events</li> <li>• Save a Life Saturday where community CPR is taught by Firefighter/Paramedics</li> <li>• Working with the Council officials and the Gardaí and the Road Safety Authority in increasing awareness in road safety for cyclists</li> <li>• Community Festivals and Open Days</li> <li>• Numerous charitable events supported where safety information is imparted</li> <li>• Frontline Emergency Services of Ireland Forum Displays</li> </ul>

<p>To implement relevant Fire Safety legislation in new and existing buildings to improve fire safety and fire safety management practices.</p>	<p>The Fire Services Act 1981 &amp; 2003 and Building Control Legislation provide DFB with powers of inspections and enforcement. DFB inspect all types of buildings, except a dwelling house occupied as a single dwelling which is outside the scope of the Fire Services Act.</p> <p>DFB provides advice in relation to fire safety issues or where required utilise powers of enforcement such as Fire Safety Notices to prohibit the use of a building or part of a building until the deficiencies are remedied.</p> <p>DFB can also issue a Closure Notice for cases where a more immediate risk is considered and if required bring a case to the High Court to restrict the use of a building.</p> <p>DFB can also prosecute for non-compliance with fire safety standard or indeed non-compliance with the aforementioned notices.</p> <p>In 2018, the output of the Fire Prevention Section included the following outcomes:</p> <ul style="list-style-type: none"> <li>• 1,369 fire safety certificates processed</li> <li>• 1,943 licence application received</li> <li>• 2,009 fire safety inspections carried out</li> <li>• 40 fire Safety Notices served</li> <li>• 2 Prosecutions resulting in one conviction and 2 closures of premises order by the courts.</li> </ul>
<p>To coordinate and facilitate Major Emergency Management preparedness and response particularly in relation to disaster planning and adverse weather events.</p>	<p>Flood plan working draft in place and oil pollution plan in place.</p> <p>Severe Weather Snow &amp; Ice Roads Plan in place.</p> <p>Crisis Management Steering and Working Group in place to plan for Major Emergency management and evacuation.</p> <p>DFB is represented on and actively participates in Major Emergency Management (MEM) Working groups at Eastern Regional level with other Principal Response Agencies.</p> <p>DFB co-ordinated meetings and activities of the DCC Crisis Management Steering Group which included Review of the Major Emergency plan and Sever Weather Plans.</p>
<p>To support Civil Defence in the development and utilisation of volunteers in supporting communities in emergencies.</p>	<p>Crisis Management Steering Group in place to provide support to Civil Defence in supporting communities in emergencies.</p>

***Dublin is our capital city – an engine and a hub for economic development. Our ambition is to retain and grow infrastructure, develop activities and utilise technologies to the maximum to ensure that our city is at the forefront of business and economic prosperity.***

<b><u>Goal 1</u></b>	
<b>To develop the competitive advantage of Dublin as a capital city within a City Region through integrated planning and collaboration within the Greater Dublin Area.</b>	
<b><i>Objective</i></b>	<b><i>Progress</i></b>
Ensure the co-ordination of strategic infrastructure in the city region to provide for future social, physical and economic growth	<p>The Environment &amp; Transportation (E&amp;T) Department engages with the National Transport Authority (NTA) and Transport Infrastructure Ireland (TII) with regard to the timely delivery of enabling transportation infrastructure. E&amp;T input to the corporate submission on the December 2018 Draft Regional Spatial and Economic Strategy (RSES) recommended that an inter-agency mechanism be put in place to prioritise infrastructure and to ensure its timely delivery.</p> <p>The Environment &amp; Transportation Department and the Service Level Agreement (SLA) Unit in 2018 continued to ensure that there is a long term relationship between the City Planning Authority and Irish Water in order to ensure continued investment in water and wastewater infrastructure for the City.</p> <p>The Development Plan contains policies and objectives to ensure the co-ordination for strategic infrastructure for the sustainable growth of the city including Luas cross-city, new DART lines and Metro North/South, all in accordance with the NTA's transport strategy for the Greater Dublin Area (GDA) up to 2035.</p> <p>DCC also works to ensure coordination of water, education and health infrastructure.</p> <p>The Economic Development Unit carried out research on a range of enterprise spaces operating in the city in 2018. This survey will be expanded in 2019 to include enterprise spaces across the Dublin region.</p>

<p>Update and implement the Economic Development Action Plan for the City Region, incorporating as necessary a network of economic clusters</p>	<p>A series of economic actions and projects set out under the <i>Promoting Economic Development 2018 – 2021</i> annual plan were delivered in 2018 with the support and oversight of the members of the Economic Development and Enterprise Strategic Policy Committee.</p> <p>A summit was held in November 2018 on the theme of Apprenticeships with input from invited representatives from policy makers, industry, education and private and public sector employers. This summit was welcomed by those involved in expanding the range of apprenticeships as a positive and valuable engagement. The outcomes report was widely disseminated and is available on the Dublin City Council website.</p>
<p>Develop an effective alliance across the city regions' business, local government, state agencies and third level sectors to raise Dublin's International profile and brand, through Dublinked and other networks</p>	<p>A series of meetings were held with key city stakeholders, setting objectives for collaborative actions and projects to promote Dublin's international profile. The city branding website Dublin.ie produced a range of new content promoting Dublin as a great city and region in which to live, work, learn and invest. Dublin.ie developed a Digital Marketing Strategy and designed and delivered an outdoor promotional campaign raising the profile of the city branding website and driving users to the site. Dublin.ie attracted 1million users in 2018. The e-zine continued to attract new subscribers growing from 1,000 to 2,500 subscribers by year end.</p>
<p>Assist the new Regional Assembly with the preparation of a new Regional Spatial and Economic Plan</p>	<p>Dublin City Council participated in a number of workshops with the Eastern and Midland Regional Authority (EMRA), and supplied information, resources and made submissions to the preparation of the RSES and the Metropolitan Area Spatial Plan (MASP).</p> <p>The Head and Deputy Head of Economic Development attended a number of workshops arranged by the Eastern Midlands Regional Assembly to contribute to the preparation of the Regional Spatial and Economic Plan.</p>

<p>Co-operate with adjoining Local Authorities to mitigate against climate change, in a co-ordinated manner, with particular regard to energy, settlement patterns, transport, waste management, and green corridors</p>	<p>The Environment &amp; Transportation Department, through its contribution to the Draft RSES, recommended that this regional strategy require greater consistency and co-operation between adjoining local authorities regarding planning and policy matters.</p> <p>The City Council, together with Codema, prepared a draft Climate Action Plan in 2018, which sets out the role that the City Council has in responding to the present and future, climate change risks facing the region and the actions that are being taken to achieve climate resilience. The draft plan went to the SPC and the City Council in Q4 and is going to public consultation on the 11<sup>th</sup> February 2019. The Dublin Metropolitan Region Climate Change Office (CARO) was established in Q4 2018 and Dublin City Council is the lead Authority for this office comprising 4 staff.</p> <p>Since set up the CARO has been working with the 4 Dublin Local Authorities and Codema on their Draft Climate Change Action Plans as well as with Codema on the organisation of public consultation events. The public consultation runs from February 11th until March 25th and it is aimed to have final Climate Plans in May 2019.</p>
--	---



**Goal 2**

***To develop Dublin's economic and enterprise potential in order to provide livelihoods to sustain a growing population.***

<b>Objective</b>	<b>Progress</b>
Prepare a new Local Economic and Community Plan, which will help drive the socio-economic recovery of the City	<p>The 2018 Action Plan was developed under the Dublin City Local Economic and Community Plan</p> <ul style="list-style-type: none"><li>• 24 updated socio economic charts</li><li>• 143 actions designed to contribute to the delivery of the twelve high level goals.</li></ul> <p>The Advisory Group made up of representatives of the Economic and Enterprise Strategic Policy Committee and the Local Community and Development Committee provided oversight and direction to this work. A period of review and further consultation will be undertaken in 2019.</p>
Facilitate the expansion of the retail sector to ensure the City Centre remains the primary retail centre of the region, and to support the development of tourism	<p>The expansion of the retail sector is supported by the implementation of public realm and connectivity improvements within the city centre. Retail and tourism are further supported by the development of a retail food market and increased accommodation for tourism within the inner City.</p> <p>A survey on Retail and Dining experience in Dublin was carried out in Q 3 2018 to gather information using the "Your Dublin Your Voice" panel on attitudes to the city centre and region offering. The findings were presented to the Economic and Enterprise Strategic Policy Committee and were disseminated to various stakeholders and are available on the Dublin City Council website. An article on these retail research findings formed the basis for an article published in the Dublin Economic Monitor 16<sup>th</sup> Edition.</p> <p>The implementation of <i>The Heart of the City</i>, Public Realm Masterplan for the city core will result in a world class public realm which will contribute to the vitality and viability of the city centre.</p> <p>Projects within the masterplan area are progressing.</p> <p>A proposal for public realm improvements to Liffey Street is currently in preparation and at pre-Part 8 circulation stage. New proposals for Cathedral Street and Sackville Place are also in preparation.</p> <p>The Grafton Street Quarter public realm projects are also progressing.</p>

	Pedestrianisation of Suffolk Street is now being trialled, there will be a new application for the College Green plaza and in addition a new signage strategy will commence in 2019
Identify emerging growth areas and produce further Local Area Plans to bring forward the social and economic growth of the city.	Growth areas identified in Poolbeg West, environs of St. James' Hospital and Cherry Orchard, for which LAPs/Strategic Development and Regeneration Areas (SDRAs/SDZs) were progressed. Studies are underway to identify future growth areas for the next Development Plan
Produce an updated suite of economic and enterprise development policies in the new City Development Plan 2016-2022	A new suite of economic policies are indicated in the plan, including recognition of cruise expansion, health sector and third level education as drivers of the city economy.
Ensure the successful development of the key Growth Areas in the City through the implementation of the Development Plan, the Local Area Plans (LAPs), the Docklands Strategic Development Zone (SDZ) and the Grangegorman SDZ	<p>18 SDRAs, 7 LAPs, 1 SDZ and 31 LEIPs have been identified in the plan, which cumulatively when implemented will have a transformative effect on the quality of the capital city.</p> <p>Work continued in 2018 on preparation and implementation of various local plans and on a number of major SDRAs (such as St. Teresa's Gardens) to enable their redevelopment and growth.</p>

**Goal 3**

***To provide for the safe, sustainable and efficient movement of people, and manage the efficient movement of goods and transport in the city, in a sustainable manner.***

<b>Objective</b>	<b>Progress</b>
Ensure transportation planning is adequately resourced to represent Dublin's best interests in forming a central input into local and national development plans	It is the responsibility of the Transportation Planning Unit to meet the Environment & Transportation Department's obligations with regard to the statutory planning processes of Development Management & Strategic/Forward Planning. This involves forming a central input to national, regional, city and local development plans as well as inputting to every development site through the planning application process. As volume of planning, Strategic Infrastructure Development (SID) and Strategic Housing Development (SHD) applications grow, the resource requirements of the transportation planning team were reviewed in 2018 and a structure was agreed with Senior Management.
Ensure national and local road safety initiatives are implemented to maintain Dublin as one of the safest cities in Europe for pedestrians	The Traffic Advisory Group and the Transportation Management Sections actively work on safety initiatives and in 2018 further extended the 30kph zones. The key stakeholders meet in a safety group and close collaboration also occurs with An Garda Síochána Roads Policing.
Place the pedestrian at the highest level of priority in transportation planning followed by cycling, public transport, goods and other vehicles	<p>The Transportation Planning Section through its ongoing work ensures that the design of all new developments, masterplans, local area plans and SDZs place the pedestrian at the top of the movement hierarchy as per national regional and city policy.</p> <p>Through the development management process, buildings are set back to provide wider footpaths, new pedestrian crossings are provided, existing pedestrian crossings are improved and public realm is expanded.</p> <p><i>The Heart of the City</i>, the public realm masterplan for the city core aims to provide a pedestrian friendly city core with more space and more route options for pedestrians in the city centre. Implementation of the masterplan is ongoing.</p> <p>The Promotion team works in partnership with Green Schools to address barriers identified by children to walking to school. During 2018, the Environment &amp; Transportation Department proactively improved routes to several schools to include improved crossing facilities, signage and line markings.</p> <p>The Traffic Management Section continue to prioritise pedestrians and have installed numerous additional pedestrian crossings in 2018. In addition, there will be a phased introduction of longer crossing times at pedestrian crossings to ensure that the needs of the aging population are also respected.</p>

	<p>The first stationless bike hire scheme was launched in May 2018. Bleeperbike currently has a fleet of 450 hire bikes throughout the City with almost 200,000 journeys completed in the first 6 months of operations. The scheme will be further extended in 2019 with the introduction of stationless e-bikes.</p> <p>967 Sheffield stands were rolled out in 2018 providing parking for over 1,900 bikes. Additional cycle parking facilities will continue to be rolled out in 2019.</p> <p>The inclusion of Transport Actions in the Climate Change Action Plans across the 4 Dublin LAs will assist in implementing this objective.</p> <p>Dublin City Development Plan, the City Centre Public Realm Master Plan and the City Centre Transportation Study affirm the movement hierarchy for the city in order to make Dublin a pedestrian friendly city.</p> <p>Development Management works with individual developers to ensure that new developments support this principle.</p>
Optimise our investment in Intelligent Transport Systems (ITS) to ensure traffic movement is optimised.	<p>Throughout 2018 the ITS section has worked on modifications and improvements to traffic flows in the DCC areas.</p> <p>Following on from the start of passenger service for the Luas Cross City route a number of changes have been implemented in relation to traffic signals for both the Luas and other public transport providers such as Dublin Bus.</p> <p>The Dublin Public Transport Interface Module (DPTIMS) has been used to manage the progression of Dublin Buses and to also modify the traffic signals in order to help provide a reliable bus service throughout the network.</p> <p>Over sixty junctions have either been modified to improve efficiency or new junctions added to the network in order to improve both pedestrian and traffic optimisation.</p> <p>As part of the ongoing upgrade to LED signals a number of sites have been upgraded in the last 12 months.</p>
Implement the traffic management plan recommendations in the strategic study for Dublin City.	<p>The City centre transport team continued to work on the numerous projects contained in the City Centre Transport Study including:</p> <ul style="list-style-type: none"> <li>• College Green Plaza</li> <li>• Suffolk Street</li> <li>• City centre Signage</li> <li>• Pedestrian safety</li> </ul> <p>The delivery of the objectives within the City Centre Study is an important objective for this department across a range of initiatives,</p>
Ensure transportation planning follows the Design Manual for Urban Streets and Roads and is in line with the Government Policy 'Smarter Travel – A Sustainable	<p>The Smarter Travel policy document promotes behavioural change and a shift to sustainable travel. Design Manual for Urban Streets and Roads (DMURS) recommends place making and multi-disciplinary working. The Transportation Planning team is a</p>

<p>Transport Future'</p>	<p>multi-disciplinary team that works at both strategic and local level to bring about a shift to sustainable travel. The Promotion side of the team proactively engages with citizens, businesses, schools and elected representatives to bring about positive behavioural change.</p> <p>In 2018, work was undertaken with a view to developing a city wide engagement strategy under the "Hike It" brand.</p> <p>Through its ongoing work in 2018 the Transportation Planning team influenced the design of the street network, neighbourhoods, public realm and the wider city. It does so in line with DMURS with an emphasis on the pedestrian first and place making.</p>
<p>Provide the most efficient parking service to citizens and users of Dublin's city and neighbourhood roads and streets</p>	<p>In excess of 35,000 additional motorists signed up to the Councils Cashless Parking payment service, Parking Tag, in 2018 bringing the number that have signed up to the service since its introduction to over 210,000 with 4.9million cashless transactions completed in 2018. Just over 230,000 transactions were made using the once off payment facility, charging directly to mobile or debit/credit card. Over 74% of all Parking Tag payments were made through the Parking Tag App.</p> <p>12,675 Resident parking Permits were issued in 2018 with over 266,000 Visitor Parking permits also issued.</p> <p>43,103 of all parking events resulted in enforcement action with 41% of all enforcements for traffic related offences. Almost 6% of all enforcements were appealed with 32% of those, or 811, appeals upheld receiving a full refund.</p> <p>There were a total of 600 new Pay and Display Ticket Machines introduced on-street by the end of 2018, 100 of which accept coin or debit/credit card payment for parking</p>

<p>Implement the Dublin City recommendations from the Greater Dublin Cycle network</p>	<p>During 2018 the following was achieved:</p> <ul style="list-style-type: none"> <li>• The NTA conducted a full review of all options considered for the Liffey cycle route with a view to presenting DCC a preferred option in Q1 of 2019</li> <li>• Clontarf to City Centre- Consultant working on the detailed design. Ground Investigation contracts to be issued early 2019</li> <li>• Dodder Greenway – an extensive public consultation on the emerging preferred option was completed and the route drawings were being finalised in 2018 with a view to presenting the recommended route to the steering group in February 2019. Tender documents and drawings being finalised for the section of the greenway being advanced separately linking Herbert Park and Donnybrook Road.</li> <li>• Sutton to Sandycove (S to S) route. Works completed including alterations to wall height locally. Snagging and alterations to driveway widths ongoing.</li> <li>• Finalisation of the design of the Royal Canal Cycle and Pedestrian Route Phase 2 and Phase 3. Phase 2 Contract awarded with contractor on site late 2018. Phase 3 tendered with contract to be awarded Q1 of 2019.</li> <li>• Fairview to City centre Part 8 granted and detailed design work and tender specification completed.</li> <li>• Dodder Greenway continued design work on the interface section with the Flood defences.</li> </ul> <p>.</p> <p>Through the development management process, the Transportation Planning Unit has secured the setbacks and reservations on private development lands to facilitate the provision of planned cycle routes.</p>
<p>Pursue appropriate Smart City projects with leading international I.T. companies</p>	<p>Transportation Planning &amp; Smart Initiatives:</p> <p>The Transportation Planning team works closely with the Smart City team and external stakeholders to develop innovative approaches to transport and to develop applications for new technology in the transport area.</p> <p>During 2018, the Transportation Planning Unit engaged with stakeholders and service providers in the context of shared mobility and to explore new initiatives.</p> <p>In 2018 the Environment &amp; Transportation Department successfully completed the H2020 EU project Variety, Veracity, Value; Handling the Multiplicity of Urban Sensors (VAVEL) along with partners in Warsaw Athens and companies such as IBM and Orange.</p> <p>The department is currently engaged on the Building an Ecosystem to Generate Opportunities in Open Data (BE Good) project with cities such as Glasgow and Orléans.</p> <p>The EU H2020 project Handshake has just commenced and in conjunction with Copenhagen, Munich and Amsterdam, Dublin will aim to learn and share with other cities how to grow cycling and more sustainable forms of transport.</p> <p>Engaged in Smart cities H2020 projects.</p>

	<p>Dublin City Council continues to support the Improving the Smart Control of Air Pollution in Europe (ISCAPE) project with the co-location of ISCAPES air monitoring sensors with the Dublin City Council's air monitoring network in order to test their capabilities. Dublin City Council has also supported the development of The ISCAPE Dublin Living Lab which aims to enhance the dialog between different stakeholders and ensures that people's voices are heard to generate solutions that address such problems as air quality and climate change. Dublin City Council also helped in the production of learning resource material called the 'Air We Breathe' aimed at primary school children.</p> <p>The ISCAPE project is due to end in September 2019.</p>
<p>Ensure local safety issues are addressed through the efficient use of the TAG (Traffic Advisory Group) system.</p>	<p>Further reviews of the TAG system were introduced in 2018 with a view to streamlining the processes. The Confirm element of TAMS was introduced in 2017 and new 'Neighbourhood Schemes' procedures were also introduced and will begin to be rolled out in 2019.</p>

GLOSSARY OF TERMS	
AHBs	Approved Housing Bodies
BE Good	Building an Ecosystem to Generate Opportunities in Open Data
BEC	Better Energy Community
BER	Building Energy Rating
CARO	Climate Action Regional Office
CODEMA	City of Dublin Energy Management Agency
DCC	Dublin City Council
DCCAE	Department of Communication, Climate Action and Environment
DCCBF	Dublin City Centre Business Forum
DDHS	Dublin District Heating System
DFB	Dublin Fire Brigade
DH	District Heating
DHPLG	Department of Housing, Planning, and Local Government
DMURS	Design Manual for Urban Streets and Roads
DPTIMS	Dublin Public Transport Interface Module
DRHE	Dublin Regional Homeless Executive
DUcol	Dublin City of Literature
E&T	Environment and Transportation
EMR	Eastern-Midlands Region
EPA	Environmental Protection Agency
ERCC	East Region Communications Centre
EUROPOL	European Union Agency for Law Enforcement Cooperation
GDA	Greater Dublin Area
GDPR	General Data Protection Regulations
HAP	Housing Assistance Payments
HLG	High Level Group
HRD	Human Remains Detection
HSE	Health Service Executive
IMPEL	European Union Network for the Implementation and Enforcement of Environmental Law
ISCAPE	Improving the smart control of air pollution in Europe
ITS	Intelligent Transport Systems
JPC	Joint Policing Committee
LAP	Local Area Plan
LCDC	Local Community Development Committee
LECP	Local Economic and Community Plan 2016 – 2021
LEIP	Local Environmental Improvement Plans
MARP	Mortgage Resolution Process
MASP	Metropolitan Area Spatial Plan
MEM	Major Emergency Management
NDFA	National Development Finance Agency
NIEA	Northern Ireland Environment Agency
NTA	National Transport Authority
NTFSO	National Transfrontier Shipment Office
NTMA	National Treasury Management Agency
OJEU	Official Journal of the European Union
PASS	Pathway Accommodation and Support System
PPN	Public Participation Network
PPP	Public Private Partnership



RSES	Regional Spatial and Economic Strategy
S to S	Sutton to Sandycove
SBIR	Small Business Innovation Research
SDRA	Strategic Development and Regeneration Area
SDZ	Strategic Development Zone
SEAI	Sustainable Energy Authority of Ireland
SHD	Strategic Housing Development
SICAP	Social Inclusion and Community Activation Programme
SID	Strategic Housing Development
SLA	Service Level Agreement
SPC	Strategic Policy Committee
SUDS	Sustainable Urban Drainage Systems
TAG	Traffic Advisory Group
TAMS	Transportation Asset Management System
TII	Transport Infrastructure Ireland
UNESCO	United Nations Educational, Scientific and Cultural Organization
URDF	Urban Regeneration Development Fund
VAVEL	Variety, Veracity, Value; Handling the Multiplicity of Urban Sensors
WFD	Water Framework Directive