

New Electoral Act 2022

The background features abstract, overlapping geometric shapes in various shades of green, ranging from light lime to dark forest green. These shapes are primarily located on the right side of the page, with some extending towards the center. The overall aesthetic is clean and modern.

Main provisions


- ▶ The Act provides for:
 - ▶ Establishment of an independent electoral commission
 - ▶ Modernisation of the electoral registration process : Rolling Register
 - ▶ No more draft registers
 - ▶ Supplement now called a balancing list
 - ▶ The regulation of online political advertising
 - ▶ Measures to facilitate the holding of electoral events when public health restrictions are in place
 - ▶ No fixed abode
 - ▶ Anonymous Voter
 - ▶ 16 & 17 year olds can register



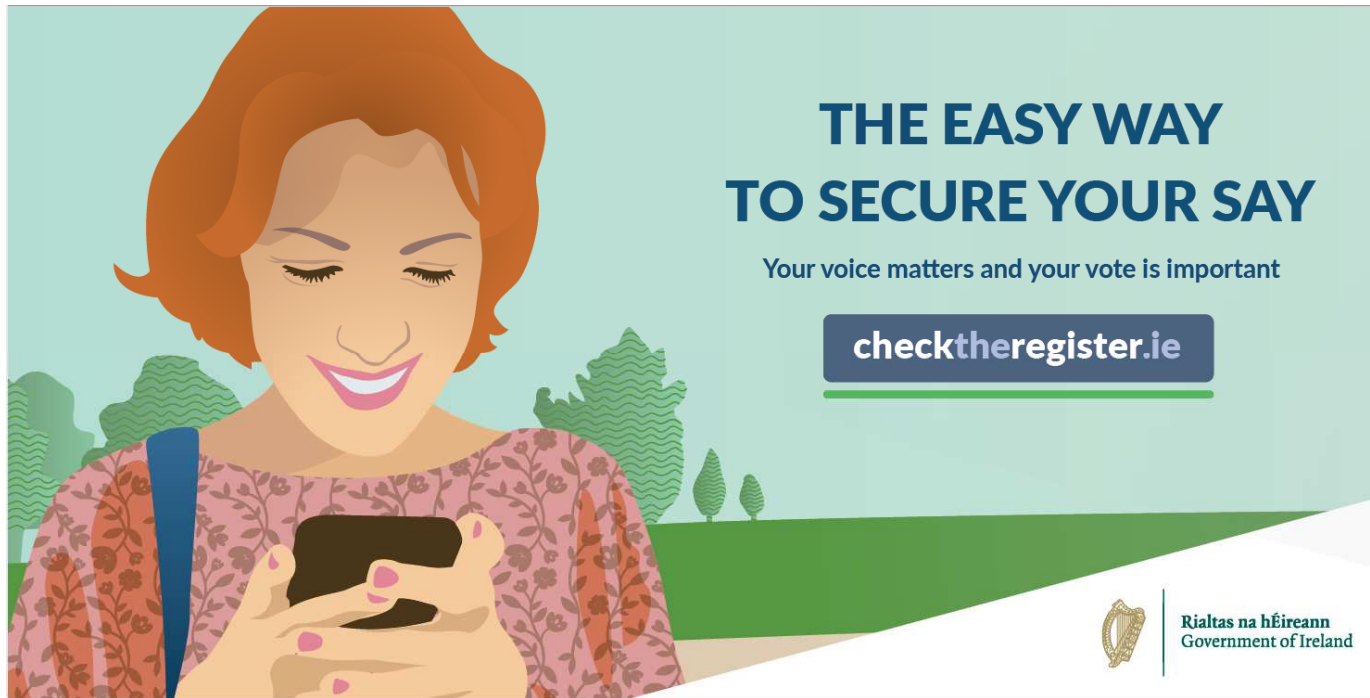
New information required from new & existing electors

- ▶ PPSN (small no of exceptions)
- ▶ Date of Birth
- ▶ Eircode
- ▶ This information is now required from 13th October to identify potential duplication & ensure elector is moved etc.

- ▶ 14 days before an election / referendum the local authority will close the register. Each citizen should check the register well in advance of an election to ensure that they are registered and all their details are correct.




Awareness campaign



THE EASY WAY TO SECURE YOUR SAY

Your voice matters and your vote is important

checktheregister.ie

 **Rialtas na hÉireann**
Government of Ireland



THE EASY WAY TO SECURE YOUR SAY

checktheregister.ie

Your voice matters and your vote is important

In order to secure your say in shaping Ireland's future, you must be on the electoral register. The way we register to vote has changed and we're asking everyone to visit checktheregister.ie to confirm their details. It'll only take you a few minutes. Checking, updating or registering has never been easier.

Whether you're a long time voter, or a first time voter, visit checktheregister.ie

 **Rialtas na hÉireann**
Government of Ireland



- the easy way**
- to secure your say**
- checktheregister.ie**
- checktheregister.ie**
your vote matters
- The easy way
to secure your say
checktheregister.ie
check now

 **Rialtas na hÉireann**
Government of Ireland

 **Rialtas na hÉireann**
Government of Ireland

How to update

- ▶ www.voter.ie - verified MyGov.id account needed
- ▶ www.checktheregister.ie
- ▶ New ERF1 Form

The screenshot shows the 'Register of Electors' search interface on the voter.ie website. At the top, there is a navigation bar with the 'Voter.ie' logo, a home icon, and a 'Golf' link. The main content area is titled 'Register of Electors' and features a search form with the following fields: 'First Name' and 'Last Name' (combined into a single input), 'House Number' and 'Address' (combined into a single input), and 'Eircode' (with a sub-label 'or Eircode Post'). A 'Search' button is located below the form. A note below the form reads: 'Please enter either your First Name, Last Name & Address or First Name, Last Name & Eircode.' Below the search form, there are two main options: 'Do you want to Register?' with a 'Register' button, and 'Edit Your Details' with a 'Edit' button. At the bottom, there is a 'Check and Update' section with a 'Check' button and a list of conditions for when to check or update details.

The screenshot shows the 'checktheregister.ie' website. The header includes the site name 'checktheregister.ie' and a navigation menu with 'CheckTheRegister' and 'Request Options'. Below the header, there is a video player showing two people. The main content area is titled 'Welcome to check the register - the easy way to secure your stay' and includes a paragraph explaining the electoral registration process. Below this, there is a list of links: 'Register to vote', 'Confirm or update your details', 'Download forms', and 'Find more information'. The page is divided into four main sections: 'I'm already registered' with a 'Confirm update online' button, 'I want to register to vote' with a 'Register online' button, 'Other ways to register or update your details' with a 'Download a form' button, and 'Further information' with a 'Check our FAQs' button. Each section includes a list of conditions for when to use that option.

Forms

ERF 1	Main Registration Form
ERF2	No fixed address
PV1	Defence Forces
PV2	Illness / Disability
PV3	Diplomatic Commission
PV4	Student / Work Purposes
PV5	Garda Síochána
PV6	Prisoner Voters
PV7	Anonymous Electors
SV 1	Special Voters
TPC	Third Party Request Form

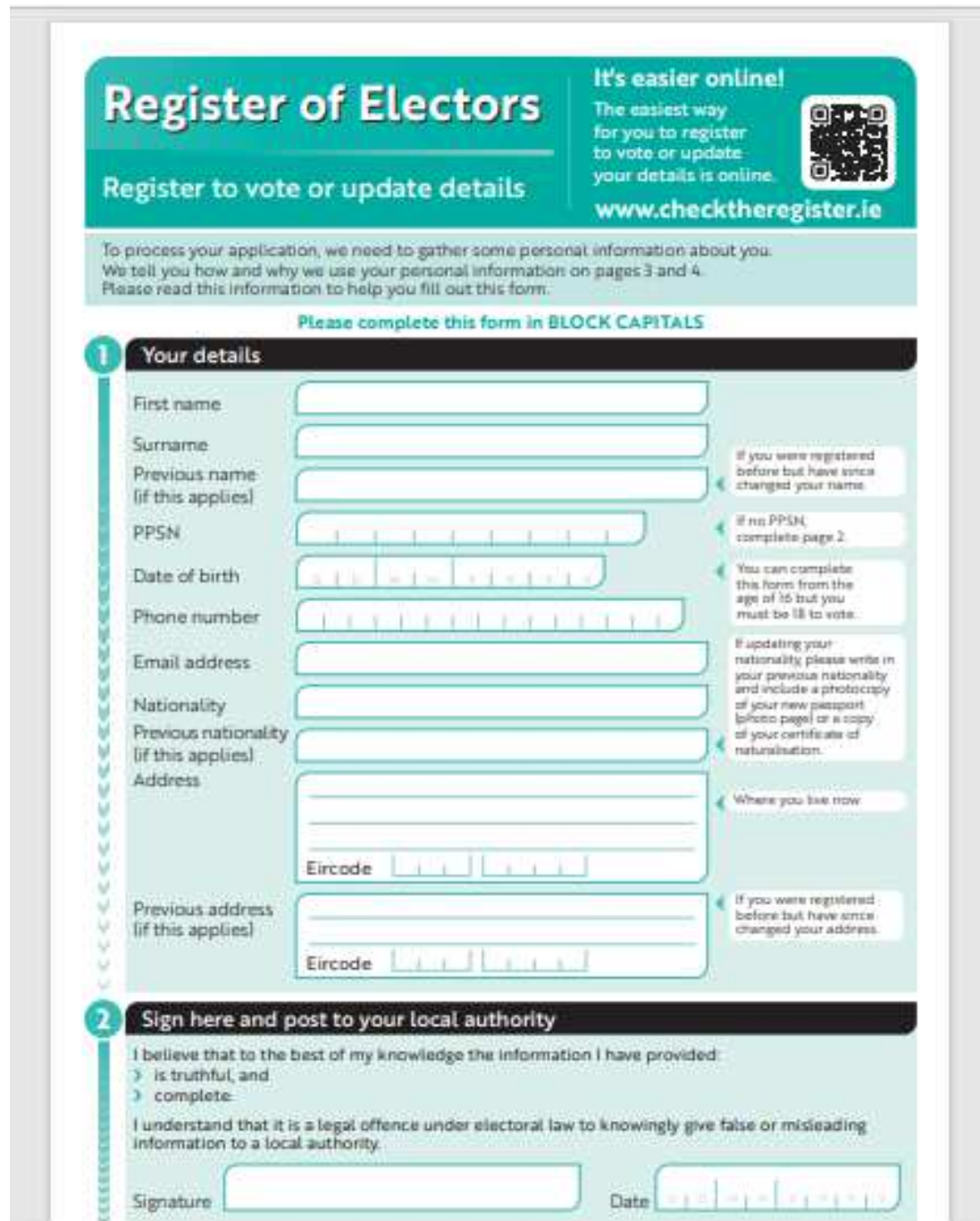
Main Form ERF1

1 page - PPSN
2nd page required if
not - requires
certification by a
Garda.

If page 2 is used
original is required
otherwise can be
scanned and
emailed.

Change to
nationality requires
documentary
evidence

**Cannot complete
for others**



Register of Electors
It's easier online!
The easiest way for you to register to vote or update your details is online.
www.checktheregister.ie

Register to vote or update details

To process your application, we need to gather some personal information about you. We tell you how and why we use your personal information on pages 3 and 4. Please read this information to help you fill out this form.

Please complete this form in **BLOCK CAPITALS**

1 Your details

First name

Surname

Previous name (if this applies)

PPSN

Date of birth

Phone number

Email address

Nationality

Previous nationality (if this applies)

Address

Eircode

Previous address (if this applies)

Eircode

If you were registered before but have since changed your name.

If no PPSN, complete page 2.

You can complete this form from the age of 16 but you must be 18 to vote.

If updating your nationality please write in your previous nationality and include a photocopy of your new passport biometric page or a copy of your certificate of naturalisation.

Where you live now

If you were registered before but have since changed your address.

2 Sign here and post to your local authority

I believe that to the best of my knowledge the information I have provided:

- > is truthful, and
- > complete.

I understand that it is a legal offence under electoral law to knowingly give false or misleading information to a local authority.

Signature

Date

Postal Vote

- ▶ a member of the defence forces
- ▶ an Irish diplomat working abroad (and your partner / spouse with Irish citizenship)
- ▶ a member of An Garda Síochána
- ▶ unable to go to a polling station to vote due to physical illness or disability
- ▶ working on the day of an election/ referendum and cannot attend your local polling station e.g. full time students studying away from home, polling staff or working away
- ▶ *a person whose safety may be at risk if your details are published (this also applies to people who live with you) you can remain anonymous on the register (NEW)*
- ▶ detained in Prison
- ▶ **Not eligible if on holidays**
- ▶ **Must be registered in the first instance**

What it means for Elected Members

- ▶ Facilitate inspection of the register for the public in the Civic Offices(hard copy and a portal)
- ▶ No longer in post offices or libraries
- ▶ Discard any old forms that you may have (old forms will not be accepted)
- ▶ Provide forms (no household form)
- ▶ Direct people to DCC website/voter.ie/ check the register
- ▶ Franchise hunt line: 222 5010
- ▶ franchise@dublincity.ie
- ▶ FAQ's on our website
- ▶ Electronic Copies of the Register for your LEA can be provided on request - provided sharefile.
- ▶ In an election year we can provide an extract to you in January / February